

**Round Robin (First to 2 Legs)**

## Group 1

#	Name	1	2	3	4	5	P	W	D	L	+/-	Pts	Rank
1	Lubomír Žuffa (46.39)		2 - 1 (51.65)	2 - 0 (45.15)	2 - 0 (43.00)	2 - 0 (45.15)	4	4	0	0	7	8	1
2	Adam Písařík (40.40)	1 - 2 (47.60)		2 - 0 (48.81)	0 - 2 (31.28)	2 - 1 (38.36)	4	2	0	2	0	4	3
3	Tobias Chudjak (28.13)	0 - 2 (30.21)	0 - 2 (37.50)		0 - 2 (24.63)	1 - 2 (25.32)	4	0	0	4	-7	0	5
4	Timotej Pazdera (35.24)	0 - 2 (36.64)	2 - 0 (33.44)	2 - 0 (38.11)		2 - 0 (33.44)	4	3	0	1	4	6	2
5	Mia Bačová (28.51)	0 - 2 (22.36)	1 - 2 (31.25)	2 - 1 (27.93)	0 - 2 (30.61)		4	1	0	3	-4	2	4

## Group 2

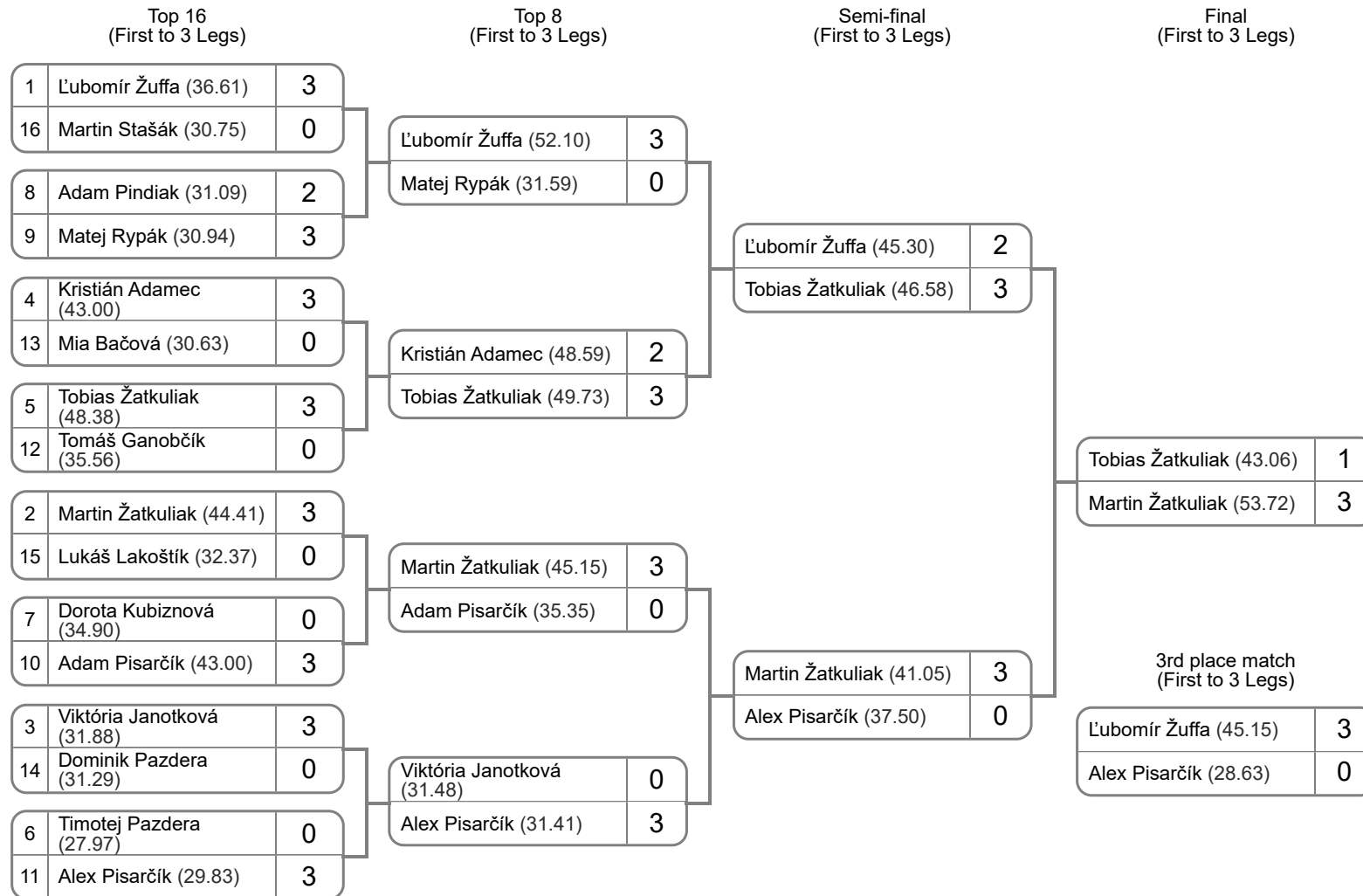
#	Name	1	2	3	4	5	P	W	D	L	+/-	Pts	Rank
1	Tobias Žatkuliak (39.34)		2 - 0 (50.17)	2 - 0 (32.25)	1 - 2 (36.69)	2 - 0 (44.05)	4	3	0	1	5	6	2
2	Dominik Pazdera (31.65)	0 - 2 (34.27)		1 - 2 (31.19)	0 - 2 (33.60)	2 - 1 (30.07)	4	1	0	3	-4	2	4
3	Matej Rypák (30.32)	0 - 2 (29.78)	2 - 1 (28.89)		0 - 2 (29.64)	2 - 0 (33.44)	4	2	0	2	-1	4	3
4	Martin Žatkuliak (39.44)	2 - 1 (34.94)	2 - 0 (34.94)	2 - 0 (54.73)		2 - 0 (40.13)	4	4	0	0	7	8	1
5	Sabina Pindiaková (27.39)	0 - 2 (22.92)	1 - 2 (30.21)	0 - 2 (24.50)	0 - 2 (29.27)		4	0	0	4	-7	0	5

## Group 3

#	Name	1	2	3	4	5	P	W	D	L	+/-	Pts	Rank
1	Lukáš Lakoščík (33.13)		2 - 0 (34.73)	1 - 2 (38.64)	1 - 2 (34.68)	1 - 2 (26.42)	4	1	0	3	-1	2	4
2	Peter Pazdera ml. (27.49)	0 - 2 (27.65)		1 - 2 (30.37)	0 - 2 (23.76)	0 - 2 (26.58)	4	0	0	4	-7	0	5
3	Tomáš Ganobčík (32.71)	2 - 1 (38.96)	2 - 1 (30.77)		0 - 2 (33.15)	0 - 2 (27.90)	4	2	0	2	-2	4	3
4	Viktória Janotková (38.37)	2 - 1 (39.99)	2 - 0 (34.08)	2 - 0 (45.15)		2 - 1 (36.29)	4	4	0	0	6	8	1
5	Adam Pindiak (30.96)	2 - 1 (31.91)	2 - 0 (30.88)	2 - 0 (29.43)	1 - 2 (31.20)		4	3	0	1	4	6	2

## Group 4

#	Name	1	2	3	4	5	P	W	D	L	+/-	Pts	Rank
1	Alex Písarčík (36.12)		1 - 2 (45.72)	2 - 0 (32.67)	2 - 0 (33.44)	1 - 2 (34.04)	4	2	0	2	2	4	3
2	Kristián Adamec (44.23)	2 - 1 (51.58)		2 - 0 (46.31)	2 - 0 (47.53)	2 - 1 (35.96)	4	4	0	0	6	8	1
3	Melisa Petrášková (28.71)	0 - 2 (27.12)	0 - 2 (26.92)		1 - 2 (29.58)	1 - 2 (29.62)	4	0	0	4	-6	0	5
4	Martin Stašák (29.47)	0 - 2 (28.06)	0 - 2 (30.17)	2 - 1 (32.30)		0 - 2 (26.45)	4	1	0	3	-5	2	4
5	Dorota Kubiznová (32.35)	2 - 1 (35.46)	1 - 2 (33.34)	2 - 1 (32.70)	2 - 0 (26.95)		4	3	0	1	3	6	2

**Knockout Stage**

Name	Matches Played	Matches Won	Legs Played	Legs Diff	Legs Won	100+	140+	170+	180's	High Finish	100+ Finishes	Best Leg	Worst Leg	Win rate (Matches)	Win rate (Legs)	3 Darts Average	1 Dart Average	First 9 Average	Keep	Break	Second Legs	Break Legs	Total Score	Total Darts	Group	Round	Rank
1 Martin Žatkuliak	8	8	22	18	20	5	0	0	0	75	0	10	31	100.00%	90.91%	43.18	14.39	47.92	100.00%	81.82%	11	9	6463	449	2	F	1
2 Tobias Žatkuliak	8	6	26	8	17	1	1	0	0	64	0	13	30	75.00%	65.38%	43.91	14.64	50.42	78.57%	50.00%	12	6	7318	500	2	F	2
3 Ľubomír Žuffa	8	7	23	15	19	4	2	0	0	66	0	10	31	87.50%	82.61%	45.04	15.01	48.01	90.91%	75.00%	12	9	6681	445	1	3rd	3
4 Alex Písařčík	8	4	22	2	12	0	0	0	0	71	0	20	31	50.00%	54.55%	33.67	11.22	37.20	50.00%	60.00%	10	6	5892	525	4	3rd	4
5 Kristián Adamec	6	5	18	8	13	5	0	0	0	110	1	11	31	83.33%	72.22%	45.04	15.01	47.52	80.00%	62.50%	8	5	5180	345	4	2	5
6 Adam Písařčík	6	3	16	0	8	2	1	0	0	53	0	15	24	50.00%	50.00%	39.98	13.33	42.63	62.50%	37.50%	8	3	4384	329	1	2	5
7 Viktória Janotková	6	5	16	6	11	0	0	0	0	65	0	17	31	83.33%	68.75%	35.61	11.87	34.90	57.14%	77.78%	9	7	4712	397	3	2	5
8 Matej Rypák	6	3	17	-3	7	0	0	0	0	50	0	20	31	50.00%	41.18%	30.69	10.23	33.31	37.50%	44.44%	9	4	4225	413	2	2	5
9 Tomáš Ganobčík	5	2	13	-5	4	0	0	0	0	31	0	21	31	40.00%	30.77%	33.22	11.07	36.33	50.00%	14.29%	7	1	3366	304	3	1	9
10 Tímotej Pazdera	5	3	11	1	6	1	0	0	0	43	0	17	31	60.00%	54.55%	33.01	11.00	40.03	60.00%	50.00%	6	3	3125	284	1	1	9
11 Lukáš Lakošík	5	1	14	-4	5	0	0	0	0	36	0	20	32	20.00%	35.71%	33.00	11.00	32.17	37.50%	33.33%	6	2	3597	327	3	1	9
12 Dorota Kubiznová	5	3	14	0	7	0	0	0	0	41	0	21	31	60.00%	50.00%	32.79	10.93	34.52	60.00%	44.44%	9	4	3760	344	4	1	9
13 Dominik Pazdera	5	1	13	-7	3	0	0	0	0	33	0	23	31	20.00%	23.08%	31.55	10.52	33.85	37.50%	0.00%	5	0	3492	332	2	1	9
14 Adam Píndiak	5	3	15	3	9	0	0	0	0	21	0	22	31	60.00%	60.00%	31.00	10.33	35.27	50.00%	66.67%	9	6	4206	407	3	1	9
15 Martin Stašák	5	1	12	-8	2	0	0	0	0	20	0	25	31	20.00%	16.67%	29.77	9.92	32.83	20.00%	14.29%	7	1	3017	304	4	1	9
16 Mía Bačová	5	1	13	-7	3	0	0	0	0	45	0	30	31	20.00%	23.08%	28.90	9.63	31.21	28.57%	16.67%	6	1	3034	315	1	1	9
17 Melisa Petrášková	4	0	10	-6	2	0	0	0	0	19	0	29	31	0.00%	20.00%	28.71	9.57	33.60	33.33%	0.00%	4	0	2402	251	4		
18 Tobias Chudjak	4	0	9	-7	1	0	0	0	0	33	0	31	31	0.00%	11.11%	28.13	9.38	30.48	16.67%	0.00%	3	0	2035	217	1		
19 Peter Pazdera ml.	4	0	9	-7	1	0	0	0	0	0	0	31	31	0.00%	11.11%	27.49	9.16	32.26	25.00%	0.00%	5	0	2199	240	3		
20 Sabina Píndiaiová	4	0	9	-7	1	1	0	0	0	16	0	30	30	0.00%	11.11%	27.39	9.13	29.85	25.00%	0.00%	5	0	2054	225	2		

**Round Robin (First to 2 Legs)**

Group 1

#	Name	1	2	3	4	P	W	D	L	+/-	Pts	Rank
1	Lukas Pindiak (50.24)		2 - 1 (43.85)	2 - 0 (50.95)	2 - 1 (58.17)	3	3	0	0	4	6	1
2	Milan Juriga ml. (45.76)	1 - 2 (42.50)		2 - 0 (58.94)	0 - 2 (40.78)	3	1	0	2	-1	2	3
3	Alexandra Žofajová (38.56)	0 - 2 (47.79)	0 - 2 (39.06)		0 - 2 (32.43)	3	0	0	3	-6	0	4
4	Dávid Kubacka (42.20)	1 - 2 (51.35)	2 - 0 (44.21)	2 - 0 (32.87)		3	2	0	1	3	4	2

## Group 2

#	Name	1	2	3	4	P	W	D	L	+/-	Pts	Rank
1	Martin Lakošík (60.43)		2 - 0 (63.96)	2 - 0 (63.96)	2 - 1 (56.29)	3	3	0	0	5	6	1
2	Anna Lakošíková (38.98)	0 - 2 (46.00)		2 - 1 (34.55)	1 - 2 (41.37)	3	1	0	2	-2	2	3
3	Timotej Petrášek (32.54)	0 - 2 (41.33)	1 - 2 (30.81)		0 - 2 (30.57)	3	0	0	3	-5	0	4
4	Patrik Resutík (40.24)	1 - 2 (44.26)	2 - 1 (44.06)	2 - 0 (32.57)		3	2	0	1	2	4	2

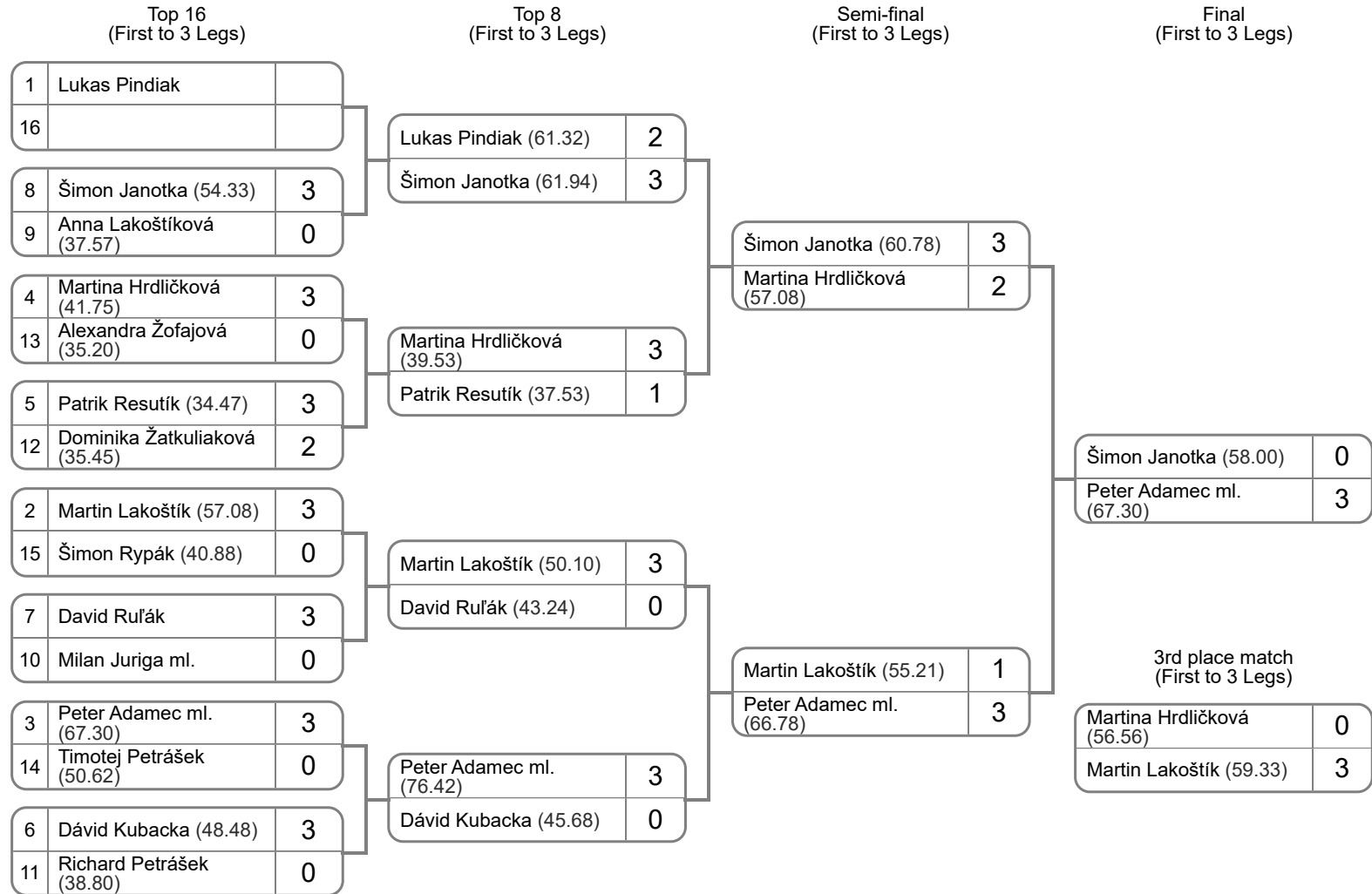
## Group 3

#	Name	1	2	3	4	P	W	D	L	+/-	Pts	Rank
1	Šimon Janotka (51.93)		2 - 0 (61.35)	2 - 1 (45.03)	0 - 2 (57.00)	3	2	0	1	1	4	2
2	Šimon Rypák (35.76)	0 - 2 (40.50)		0 - 2 (35.07)	0 - 2 (31.71)	3	0	0	3	-6	0	4
3	Dominika Žatkuliaková (38.07)	1 - 2 (39.62)	2 - 0 (34.10)		0 - 2 (42.00)	3	1	0	2	-1	2	3
4	Peter Adamec ml. (65.35)	2 - 0 (65.35)	2 - 0 (68.32)	2 - 0 (62.63)		3	3	0	0	6	6	1

## Group 4

#	Name	1	2	3	4	P	W	D	L	+/-	Pts	Rank
1	David Ruřák (39.84)		0 - 2 (38.08)	2 - 0 (41.75)		2	1	0	1	0	2	2
2	Martina Hrdličková (40.99)	2 - 0 (38.05)		1 - 2 (43.25)		2	1	0	1	1	2	1
3	Richard Petrářek (39.25)	0 - 2 (37.88)	2 - 1 (40.20)			2	1	0	1	-1	2	3
4												


### Knockout Stage





Name	Matches Played	Matches Won	Legs Played	Legs Diff	Legs Won	100+	140+	170+	180's	High Finish	100+ Finishes	Best Leg	Worst Leg	Win rate (Matches)	Win rate (Legs)	3 Darts Average	1 Dart Average	First 9 Average	Keep	Break	Second Legs	Break Legs	Total Score	Total Darts	Group	Round	Rank
1 Peter Adamec ml.	7	7	19	17	18	15	8	0	3	106	1	17	29	100.00%	94.74%	67.84	22.61	75.16	100.00%	87.50%	8	7	9407	416	3	F	1
2 Šimon Janotka	7	5	23	3	13	8	3	0	2	76	0	17	38	71.43%	56.52%	56.75	18.92	61.68	54.55%	58.33%	12	7	10801	571	3	F	2
3 Martin Lakoščík	7	6	20	12	16	12	7	0	0	82	0	18	34	85.71%	80.00%	57.02	19.01	69.95	83.33%	75.00%	8	6	9560	503	2	3rd	3
4 Martina Hrdličková	6	3	20	2	11	15	3	0	0	60	0	22	46	50.00%	55.00%	45.53	15.18	50.27	66.67%	45.45%	11	5	9440	622	4	3rd	4
5 Lukas Pindiak	4	3	13	3	8	13	3	0	0	52	0	22	44	75.00%	61.54%	53.83	17.94	60.15	85.71%	33.33%	6	2	6316	352	1	2	5
6 Dávid Kubacka	5	3	13	3	8	5	1	0	0	46	0	26	46	60.00%	61.54%	44.24	14.75	46.97	83.33%	42.86%	7	3	5677	385	1	2	5
7 David Ruřák	4	2	10	0	5	4	0	0	0	20	0	35	37	50.00%	50.00%	41.09	13.70	44.38	66.67%	25.00%	4	1	3246	237	4	2	5
8 Patrik Resutík	5	3	17	1	9	5	1	0	0	72	0	30	46	60.00%	52.94%	37.69	12.56	45.53	42.86%	60.00%	10	6	7853	625	2	2	5
9 Milan Juriga ml.	4	1	10	-4	3	5	0	0	0	40	0	25	32	25.00%	30.00%	45.76	15.25	45.00	33.33%	25.00%	4	1	3371	221	1	1	9
10 Richard Petrášek	3	1	8	-4	2	1	1	0	0	18	0	31	35	33.33%	25.00%	39.10	13.03	36.29	25.00%	25.00%	4	1	3480	267	4	1	9
11 Anna Lakoščíková	4	1	11	-5	3	5	0	0	0	28	0	37	46	25.00%	27.27%	38.65	12.88	47.21	28.57%	25.00%	4	1	4664	362	2	1	9
12 Alexandra Žofajová	4	0	9	-9	0	1	0	0	0	0	0	0	0	0.00%	0.00%	37.40	12.47	43.00	0.00%	0.00%	5	0	3777	303	1	1	9
13 Šimon Rypák	4	0	9	-9	0	1	0	0	0	0	0	0	0	0.00%	0.00%	37.30	12.43	35.93	0.00%	0.00%	5	0	3096	249	3	1	9
14 Dominika Žatkuliaková	4	1	12	-2	5	0	0	0	0	43	0	36	46	25.00%	41.67%	36.85	12.28	39.17	28.57%	60.00%	5	3	5441	443	3	1	9
15 Timotej Petrášek	4	0	10	-8	1	3	0	0	0	0	0	46	46	0.00%	10.00%	36.06	12.02	39.93	25.00%	0.00%	6	0	3894	324	2	1	9

**Round Robin (First to 2 Legs)**

Group 1

#	Name	1	2	3	4	P	W	D	L	+/-	Pts	Rank
1	Slávka Pisarčíková (35.25)		2 - 1 (33.45)	1 - 2 (34.94)	1 - 2 (37.81)	3	1	0	2	-1	2	<b>3</b>
2	Jana Kučková  (34.32)	1 - 2 (33.16)		2 - 1 (34.83)	0 - 2 (35.46)	3	1	0	2	-2	2	<b>4</b>
3	Mária Frčová (33.98)	2 - 1 (33.57)	1 - 2 (31.68)		2 - 0 (38.31)	3	2	0	1	2	4	<b>1</b>
4	Dominika Žatkuliakova (37.23)	2 - 1 (37.10)	2 - 0 (36.81)	0 - 2 (37.85)		3	2	0	1	1	4	<b>2</b>




## Group 2

#	Name	1	2	3	4	P	W	D	L	+/-	Pts	Rank
1	Martina Hrdličková  (40.07)		2 - 0 (43.57)	2 - 0 (44.21)	0 - 2 (34.07)	3	2	0	1	2	4	1
2	Alexandra Žofajová  (34.73)	0 - 2 (38.00)		1 - 2 (32.12)	2 - 0 (36.07)	3	1	0	2	-1	2	3
3	Emília Janotková (34.31)	0 - 2 (37.73)	2 - 1 (33.02)		2 - 1 (33.86)	3	2	0	1	0	4	2
4	Zara Joštiaková (32.43)	2 - 0 (35.08)	0 - 2 (30.81)	1 - 2 (31.70)		3	1	0	2	-1	2	4

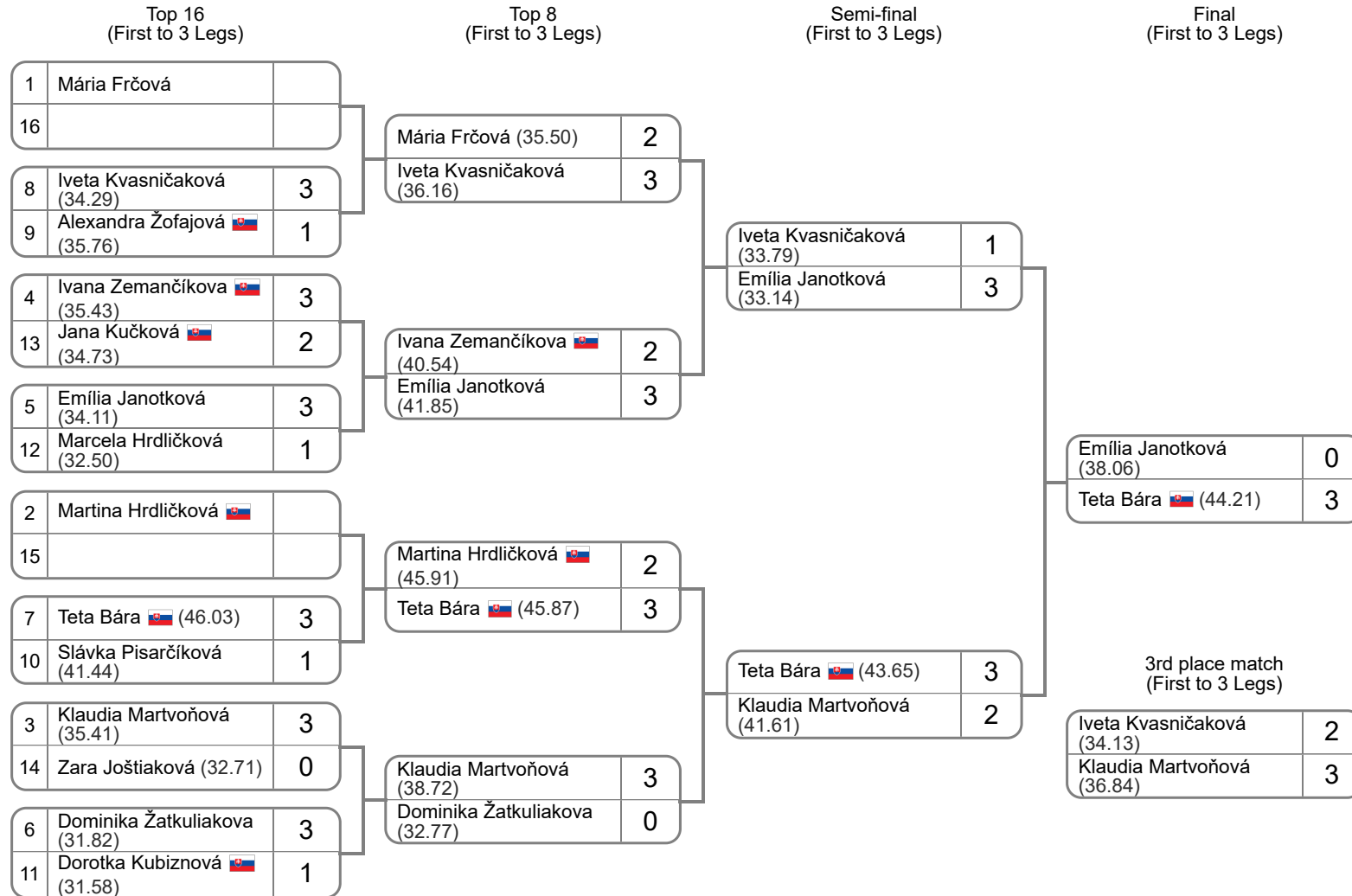
## Group 3







#	Name	1	2	3	4	P	W	D	L	+/-	Pts	Rank
1	Iveta Kvasničaková (33.18)		0 - 2 (31.85)	2 - 0 (34.40)		2	1	0	1	0	2	2
2	Klaudia Martvoňová (36.40)	2 - 0 (38.96)		2 - 0 (34.16)		2	2	0	0	4	4	1
3	Marcela Hrdličková (33.26)	0 - 2 (33.71)	0 - 2 (32.83)			2	0	0	2	-4	0	3
4												

## Group 4

#	Name	1	2	3	4	P	W	D	L	+/-	Pts	Rank
1	Teta Bára  (42.72)		2 - 0 (61.35)	1 - 2 (35.48)		2	1	0	1	1	2	2
2	Dorotka Kubiznová  (34.37)	0 - 2 (33.94)		0 - 2 (34.63)		2	0	0	2	-4	0	3
3	Ivana Zemančíkova  (35.29)	2 - 1 (34.49)	2 - 0 (36.55)			2	2	0	0	3	4	1
4												

### Knockout Stage



Name	Matches Played	Matches Won	Legs Played	Legs Diff	Legs Won	100+	140+	170+	180's	High Finish	100+ Finishes	Best Leg	Worst Leg	Win rate (Matches)	Win rate (Legs)	3 Darts Average	1 Dart Average	First 9 Average	Keep	Break	Second Legs	Break Legs	Total Score	Total Darts	Group	Round	Rank
1 Teta Bára 	6	5	22	8	15	14	2	0	0	105	1	20	46	83.33%	68.18%	44.41	14.80	54.21	76.92%	55.56%	9	5	10703	723	4	F	1
2 Emília Janotková	7	5	24	2	13	2	0	0	0	58	0	30	46	71.43%	54.17%	35.83	11.94	36.54	58.33%	50.00%	12	6	11358	951	2	F	2
3 Klaudia Martvoňová	6	5	20	10	15	5	1	0	0	60	0	30	46	83.33%	75.00%	37.79	12.60	44.50	100.00%	44.44%	9	4	9636	765	3	3rd	3
4 Iveta Kvasničáková	6	3	22	0	11	1	0	0	0	32	0	37	46	50.00%	50.00%	34.39	11.46	41.14	63.64%	36.36%	11	4	10373	905	3	3rd	4
5 Martina Hrdličková 	4	2	11	1	6	6	1	0	0	40	0	25	44	50.00%	54.55%	42.46	14.15	54.03	60.00%	50.00%	6	3	5364	379	2	2	5
6 Ivana Zemančíková 	4	3	15	3	9	5	1	0	0	31	0	32	46	75.00%	60.00%	36.92	12.31	39.62	62.50%	57.14%	7	4	7334	596	4	2	5
7 Dominika Žatkuliakova	5	3	14	0	7	5	0	0	0	60	0	28	46	60.00%	50.00%	34.57	11.52	38.48	50.00%	50.00%	8	4	6476	562	1	2	5
8 Mária Frčová	4	2	13	1	7	4	0	0	0	50	0	33	46	50.00%	53.85%	34.56	11.52	41.18	50.00%	57.14%	7	4	6164	535	1	2	5
9 Slávka Písařčíková	4	1	13	-3	5	0	0	0	0	76	0	29	46	25.00%	38.46%	36.85	12.28	43.03	37.50%	40.00%	5	2	6068	494	1	1	9
10 Alexandra Žofajová 	4	1	11	-3	4	3	0	0	0	28	0	30	46	25.00%	36.36%	35.11	11.70	39.82	20.00%	50.00%	6	3	5220	446	2	1	9
11 Jana Kučková 	4	1	13	-3	5	0	0	0	0	2	0	41	46	25.00%	38.46%	34.48	11.49	43.41	40.00%	37.50%	8	3	6229	542	1	1	9
12 Marcela Hrdličková	3	0	8	-6	1	0	0	0	0	0	0	46	46	0.00%	12.50%	32.88	10.96	39.67	25.00%	0.00%	4	0	3781	345	3	1	9
13 Dorotka Kubiznová 	3	0	8	-6	1	1	0	0	0	0	0	46	46	0.00%	12.50%	32.75	10.92	35.54	0.00%	25.00%	4	1	3373	309	4	1	9
14 Zara Joštiaková	4	1	10	-4	3	0	0	0	0	40	0	40	46	25.00%	30.00%	32.51	10.84	36.80	50.00%	16.67%	6	1	4530	418	2	1	9

**Round Robin (First to 3 Legs)**


Group 1

#	Name	1	2	3	4	W - L	Legs	Rank
1	Marek Bača (65.35)		3 - 0 (65.35)	3 - 0 (65.35)	3 - 0	3 - 0	9 - 0	1
2	Martin Vajdiar 🇸🇰 (41.58)	0 - 3 (50.77)		3 - 2 (39.17)	3 - 0 (40.26)	2 - 1	6 - 5	2
3	Laco Vysložil (38.81)	0 - 3 (49.05)	2 - 3 (36.55)		3 - 1 (37.25)	1 - 2	5 - 7	3
4	David Ruľák 🇸🇰 (35.64)	0 - 3	0 - 3 (36.11)	1 - 3 (35.33)		0 - 3	1 - 9	4

Group 2

#	Name	1	2	3	4	W - L	Legs	Rank
1	Pavol Janotka (59.82)		3 - 1 (62.27)	3 - 2 (57.39)	3 - 0 (60.93)	3 - 0	9 - 3	1
2	Peter Pazdera (41.34)	1 - 3 (46.64)		3 - 1 (45.27)	3 - 1 (35.29)	2 - 1	7 - 5	2
3	Pavol Písařčík (40.91)	2 - 3 (40.42)	1 - 3 (41.20)		3 - 0 (41.15)	1 - 2	6 - 6	3
4	Jozef Štašák (33.88)	0 - 3 (33.96)	1 - 3 (34.87)	0 - 3 (32.31)		0 - 3	1 - 9	4



## Group 3

#	Name	1	2	3	4	W - L	Legs	Rank
1	Michal Socha (57.03)		3 - 0 (59.33)	1 - 3 (55.22)		1 - 1	4 - 3	2
2	Marián Kramarčík  (54.65)	0 - 3 (42.88)		0 - 3 (67.30)		0 - 2	0 - 6	3
3	Martin Kubizna (58.08)	3 - 1 (63.06)	3 - 0 (50.57)			2 - 0	6 - 1	1
4								

## Group 4

#	Name	1	2	3	4	W - L	Legs	Rank
1	Andrej Zafko (66.97)		3 - 0 (65.35)	3 - 0 (67.30)	3 - 0 (68.32)	3 - 0	9 - 0	1
2	Pavol Hirner (41.81)	0 - 3 (51.50)		0 - 3 (40.40)	1 - 3 (38.38)	0 - 3	1 - 9	4
3	Šimon Janotka (49.98)	0 - 3 (62.71)	3 - 0 (48.48)		3 - 2 (45.89)	2 - 1	6 - 5	2
4	Jozef Kubačka (42.67)	0 - 3 (53.05)	3 - 1 (40.07)	2 - 3 (40.83)		1 - 2	5 - 7	3


## Group 5

#	Name	1	2	3	4	W - L	Legs	Rank
1	Marek Budzeľ (51.61)		1 - 3 (50.90)	3 - 0 (46.91)	3 - 0 (58.56)	2 - 1	7 - 3	2
2	Filip Lietavec (53.59)	3 - 1 (52.07)		3 - 0 (55.67)	3 - 0 (53.68)	3 - 0	9 - 1	1
3	Patrik Adamica  (33.50)	0 - 3 (32.23)	0 - 3 (37.85)		1 - 3 (32.22)	0 - 3	1 - 9	4
4	Šimon Kramarčík  (38.11)	0 - 3 (45.24)	0 - 3 (42.61)	3 - 1 (33.03)		1 - 2	3 - 7	3


## Group 6

#	Name	1	2	3	4	W - L	Legs	Rank
1	Pavol Pavčo (59.33)		3 - 0 (54.33)	3 - 0 (55.67)	3 - 0 (70.45)	3 - 0	9 - 0	1
2	Ferdinand Sirotiar (35.81)	0 - 3 (37.54)		0 - 3 (32.55)	0 - 3 (37.33)	0 - 3	0 - 9	4
3	Maroš Havrila 🇸🇰 (40.41)	0 - 3 (36.42)	3 - 0 (44.58)		3 - 2 (39.81)	2 - 1	6 - 5	2
4	Peter Hrdlička (42.88)	0 - 3 (61.85)	3 - 0 (38.56)	2 - 3 (39.48)		1 - 2	5 - 6	3

## Group 7

#	Name	1	2	3	4	W - L	Legs	Rank
1	Luboš Matušák (60.09)		3 - 1 (64.00)	2 - 3 (63.27)	3 - 0 (51.83)	2 - 1	8 - 4	2
2	Ján Jurčiga (54.40)	1 - 3 (56.24)		1 - 3 (54.36)	3 - 0 (52.43)	1 - 2	5 - 6	3
3	Juraj Klimek (56.96)	3 - 2 (61.93)	3 - 1 (55.01)		3 - 0 (53.05)	3 - 0	9 - 3	1
4	Juraj Maxa  (42.71)	0 - 3 (45.32)	0 - 3 (44.63)	0 - 3 (38.41)		0 - 3	0 - 9	4


## Group 8

#	Name	1	2	3	4	W - L	Legs	Rank
1	Andrej Oselský (40.75)		3 - 2 (37.44)	0 - 3 (44.91)	3 - 0 (42.89)	2 - 1	6 - 5	2
2	Lukáš Majkút (37.57)	2 - 3 (39.34)		1 - 3 (38.75)	2 - 3 (35.22)	0 - 3	5 - 9	4
3	Jaroslav Lofaj (43.86)	3 - 0 (46.01)	3 - 1 (44.75)		3 - 1 (41.58)	3 - 0	9 - 2	1
4	Marián Havrila  (36.84)	0 - 3 (37.43)	3 - 2 (34.93)	1 - 3 (39.21)		1 - 2	4 - 8	3

## Group 9

#	Name	1	2	3	4	W - L	Legs	Rank
1	Jaroslav Bača (48.43)		3 - 0 (49.97)	1 - 3 (52.03)	3 - 0 (43.36)	2 - 1	7 - 3	2
2	Michal Štober (44.43)	0 - 3 (39.87)		2 - 3 (45.29)	3 - 0 (47.46)	1 - 2	5 - 6	3
3	Jozef Laštík (51.14)	3 - 1 (54.78)	3 - 2 (50.49)		3 - 0 (47.97)	3 - 0	9 - 3	1
4	Marek Briš (41.47)	0 - 3 (41.68)	0 - 3 (42.03)	0 - 3 (40.63)		0 - 3	0 - 9	4

## Group 10

#	Name	1	2	3	4	W - L	Legs	Rank
1	Jaroslav Jancek (47.75)		3 - 0 (46.97)	3 - 2 (43.04)	3 - 1 (55.57)	3 - 0	9 - 3	1
2	Ján Stehlík (38.00)	0 - 3 (38.55)		0 - 3 (35.68)	0 - 3 (40.24)	0 - 3	0 - 9	4
3	Lukáš Klein  (45.38)	2 - 3 (44.51)	3 - 0 (37.69)		3 - 1 (55.10)	2 - 1	8 - 4	2
4	Peter Tabačák (45.03)	1 - 3 (48.74)	3 - 0 (42.54)	1 - 3 (43.83)		1 - 2	5 - 6	3




Group 11

#	Name	1	2	3	4	W - L	Legs	Rank
1	Jozef Kvasničák (42.47)		3 - 0 (38.82)	3 - 1 (42.30)	3 - 2 (45.26)	3 - 0	9 - 3	1
2	Dávid Kubacka (34.04)	0 - 3 (28.95)		3 - 1 (35.05)	1 - 3 (37.80)	1 - 2	4 - 7	3
3	Ľubomír Mišinec (37.76)	1 - 3 (40.66)	1 - 3 (34.37)		0 - 3 (39.18)	0 - 3	2 - 9	4
4	Patrik Hujčák (47.13)	2 - 3 (44.51)	3 - 1 (53.63)	3 - 0 (44.20)		2 - 1	8 - 4	2


## Group 12

#	Name	1	2	3	4	W - L	Legs	Rank
1	Marek Klimčík (37.86)		2 - 3 (38.51)	1 - 3 (45.59)	3 - 1 (32.63)	1 - 2	6 - 7	3
2	Michal Vojtas (38.78)	3 - 2 (37.37)		0 - 3 (38.04)	3 - 1 (41.01)	2 - 1	6 - 6	2
3	Tibor Hranický (49.45)	3 - 1 (54.72)	3 - 0 (54.99)		3 - 0 (40.26)	3 - 0	9 - 1	1
4	Martin Kumor (34.89)	1 - 3 (32.90)	1 - 3 (35.28)	0 - 3 (37.64)		0 - 3	2 - 9	4

## Group 13

#	Name	1	2	3	4	W - L	Legs	Rank
1	Maroš Lacko  (53.11)		3 - 0 (53.05)	3 - 2 (56.22)	3 - 0 (49.01)	3 - 0	9 - 2	1
2	Mário Kumor (40.87)	0 - 3 (44.11)		0 - 3 (35.82)	1 - 3 (42.14)	0 - 3	1 - 9	4
3	Pet'ko Adamec ml.  (57.49)	2 - 3 (59.47)	3 - 0 (54.91)		3 - 0 (57.08)	2 - 1	8 - 3	2
4	Marek Vajdiar  (46.69)	0 - 3 (49.66)	3 - 1 (47.62)	0 - 3 (41.88)		1 - 2	3 - 7	3


## Group 14

#	Name	1	2	3	4	W - L	Legs	Rank
1	Martin Zaťko (58.68)		3 - 0 (64.41)	3 - 1 (58.85)	3 - 0 (53.68)	3 - 0	9 - 1	1
2	Roman Leskour (41.14)	0 - 3 (47.48)		1 - 3 (42.18)	2 - 3 (38.22)	0 - 3	3 - 9	4
3	Milan Juriga st.  (48.46)	1 - 3 (52.22)	3 - 1 (49.24)		3 - 0 (43.78)	2 - 1	7 - 4	2
4	Peter Zaťko (38.93)	0 - 3 (46.19)	3 - 2 (37.47)	0 - 3 (36.03)		1 - 2	3 - 8	3

## Group 15

#	Name	1	2	3	4	W - L	Legs	Rank
1	Dominik Pallo (47.52)		3 - 2 (49.09)	2 - 3 (50.96)	0 - 3 (40.72)	1 - 2	5 - 8	4
2	Marek Pilarčík (36.82)	2 - 3 (37.26)		3 - 1 (34.76)	0 - 3 (39.69)	1 - 2	5 - 7	2
3	Michal Žatkuliak (43.22)	3 - 2 (47.88)	1 - 3 (36.44)		2 - 3 (45.94)	1 - 2	6 - 8	3
4	Lubo Pindiak (44.46)	3 - 0 (42.14)	3 - 0 (45.09)	3 - 2 (45.62)		3 - 0	9 - 2	1


## Group 16

#	Name	1	2	3	4	W - L	Legs	Rank
1	Dušan Homola (43.67)		1 - 3 (43.24)	0 - 3 (52.48)	3 - 1 (40.27)	1 - 2	4 - 7	3
2	Radslav Mačor (49.45)	3 - 1 (53.24)		1 - 3 (55.86)	3 - 2 (43.47)	2 - 1	7 - 6	2
3	Jaroslav Holma (59.58)	3 - 0 (66.31)	3 - 1 (63.23)		3 - 0 (50.66)	3 - 0	9 - 1	1
4	Jozef Matkulčík  (41.09)	1 - 3 (38.46)	2 - 3 (43.04)	0 - 3 (41.64)		0 - 3	3 - 9	4

## Group 17

#	Name	1	2	3	4	W - L	Legs	Rank
1	Dávid Večerek (46.92)		1 - 3 (47.53)	3 - 2 (45.02)	3 - 0 (49.01)	2 - 1	7 - 5	1
2	Miroslav Vrábel' (49.49)	3 - 1 (50.09)		1 - 3 (55.05)	3 - 2 (45.80)	2 - 1	7 - 6	2
3	Peter Podbielančík (52.06)	2 - 3 (49.47)	3 - 1 (61.21)		2 - 3 (48.61)	1 - 2	7 - 7	3
4	Lubomír Žuffa ml. (44.08)	0 - 3 (44.73)	2 - 3 (42.15)	3 - 2 (45.70)		1 - 2	5 - 8	4

## Group 18

#	Name	1	2	3	4	W - L	Legs	Rank
1	Jozef Jancek (47.26)		3 - 2 (48.50)	1 - 3 (43.55)	3 - 0 (50.66)	2 - 1	7 - 5	3
2	Karol Kojda (46.01)	2 - 3 (49.99)		3 - 1 (44.84)	3 - 1 (42.91)	2 - 1	8 - 5	1
3	Rastislav Smondek (41.06)	3 - 1 (44.44)	1 - 3 (37.96)		3 - 1 (40.73)	2 - 1	7 - 5	2
4	Juraj Matuga  (39.25)	0 - 3 (41.72)	1 - 3 (38.76)	1 - 3 (38.24)		0 - 3	2 - 9	4


Group 19

#	Name	1	2	3	4	W - L	Legs	Rank
1	Lukas Pindiak (52.34)		3 - 1 (43.50)	3 - 0 (57.08)	3 - 0 (63.51)	3 - 0	9 - 1	1
2	Ján Tvarožek (37.36)	1 - 3 (36.30)		2 - 3 (37.94)	1 - 3 (37.57)	0 - 3	4 - 9	4
3	Štefan Škapec (36.74)	0 - 3 (43.60)	3 - 2 (38.25)		3 - 2 (33.16)	2 - 1	6 - 7	2
4	Peter Jašák (37.94)	0 - 3 (47.05)	3 - 1 (40.64)	2 - 3 (33.38)		1 - 2	5 - 7	3



Group 20

#	Name	1	2	3	4	W - L	Legs	Rank
1	Lukáš Snovák (56.07)		3 - 0 (51.24)	3 - 0 (59.33)	2 - 3 (57.47)	2 - 1	8 - 3	1
2	Marek Chromek (40.96)	0 - 3 (40.36)		0 - 3 (42.83)	0 - 3 (39.78)	0 - 3	0 - 9	4
3	Jozef Daňa (47.66)	0 - 3 (54.36)	3 - 0 (50.66)		3 - 1 (42.13)	2 - 1	6 - 4	2
4	Miloš Vysloužil (47.48)	3 - 2 (55.62)	3 - 0 (45.55)	1 - 3 (41.48)		2 - 1	7 - 5	3


## Group 21

#	Name	1	2	3	4	W - L	Legs	Rank
1	Martin Písařík (47.00)		3 - 2 (49.74)	3 - 0 (54.33)	3 - 2 (41.20)	3 - 0	9 - 4	1
2	Peter Adamec  (49.45)	2 - 3 (45.32)		3 - 0 (64.41)	3 - 0 (45.09)	2 - 1	8 - 3	2
3	Antón Jašák (44.98)	0 - 3 (42.96)	0 - 3 (43.27)		3 - 0 (47.97)	1 - 2	3 - 6	3
4	Peter Ganobjak (40.58)	2 - 3 (41.19)	0 - 3 (40.97)	0 - 3 (39.03)		0 - 3	2 - 9	4



## Group 22

#	Name	1	2	3	4	W - L	Legs	Rank
1	Martin Žatkuliak (42.89)		3 - 2 (42.79)	3 - 2 (41.95)	0 - 3 (44.76)	2 - 1	6 - 7	2
2	Rudo Babinský  (42.56)	2 - 3 (40.42)		0 - 3 (42.32)	0 - 3 (46.81)	0 - 3	2 - 9	4
3	Andrej Sivčák (46.13)	2 - 3 (42.32)	3 - 0 (45.09)		2 - 3 (51.59)	1 - 2	7 - 6	3
4	Zdenko Mlynarik  (47.62)	3 - 0 (44.21)	3 - 0 (46.97)	3 - 2 (50.46)		3 - 0	9 - 2	1

## Group 23

#	Name	1	2	3	4	W - L	Legs	Rank
1	Rastislav Škapec (48.06)		3 - 0 (48.48)	3 - 2 (45.25)	3 - 0 (53.05)	3 - 0	9 - 2	1
2	Dominik Ďubašák (40.62)	0 - 3 (45.57)		3 - 2 (38.83)	0 - 3 (39.47)	1 - 2	3 - 8	3
3	Peter Pilarčík  (39.28)	2 - 3 (38.76)	2 - 3 (40.54)		1 - 3 (38.28)	0 - 3	5 - 9	4
4	Jozef Joštiak (43.07)	0 - 3 (49.41)	3 - 0 (40.93)	3 - 1 (41.13)		2 - 1	6 - 4	2

Group 24

#	Name	1	2	3	4	W - L	Legs	Rank
1	Robert Matušák (48.98)		2 - 3 (57.10)	3 - 0 (39.90)	3 - 1 (49.08)	2 - 1	8 - 4	2
2	Michal Matyaš  (59.86)	3 - 2 (58.61)		3 - 0 (61.77)	3 - 0 (60.12)	3 - 0	9 - 2	1
3	Miňo Juriga  (42.49)	0 - 3 (39.49)	0 - 3 (44.78)		3 - 0 (44.21)	1 - 2	3 - 6	3
4	Michal Stašák (38.72)	1 - 3 (40.66)	0 - 3 (35.24)	0 - 3 (39.03)		0 - 3	1 - 9	4


## Group 25

#	Name	1	2	3	4	W - L	Legs	Rank
1	Tomáš Sirotiar (51.00)		3 - 2 (45.15)	3 - 1 (51.47)	3 - 2 (58.41)	3 - 0	9 - 5	1
2	Peter Tomašík (45.10)	2 - 3 (43.14)		1 - 3 (41.10)	3 - 1 (53.34)	1 - 2	6 - 7	3
3	Marián Murín (45.85)	1 - 3 (49.46)	3 - 1 (42.60)		0 - 3 (46.46)	1 - 2	4 - 7	4
4	Martin Šangala (57.83)	2 - 3 (58.07)	1 - 3 (55.37)	3 - 0 (60.93)		1 - 2	6 - 6	2


Group 26

#	Name	1	2	3	4	W - L	Legs	Rank
1	Vladimír Pňáček (51.19)		3 - 0 (56.36)	3 - 0 (50.66)	3 - 0 (47.34)	3 - 0	9 - 0	1
2	Matúš Ulrich (39.50)	0 - 3 (47.96)		3 - 2 (34.67)	3 - 2 (41.44)	2 - 1	6 - 7	2
3	Marek Ľubek (36.60)	0 - 3 (44.17)	2 - 3 (34.10)		0 - 3 (35.32)	0 - 3	2 - 9	4
4	Peter Škunta (40.76)	0 - 3 (38.77)	2 - 3 (38.90)	3 - 0 (46.01)		1 - 2	5 - 6	3



Group 27

#	Name	1	2	3	4	W - L	Legs	Rank
1	Lubomír Zufa (56.60)		3 - 0 (61.77)	3 - 0 (56.36)	3 - 0 (52.43)	3 - 0	9 - 0	1
2	Jozef Djobek (43.06)	0 - 3 (53.78)		1 - 3 (37.16)	3 - 0 (45.09)	1 - 2	4 - 6	3
3	Juraj Jaňák (36.76)	0 - 3 (40.27)	3 - 1 (37.90)		3 - 0 (33.38)	2 - 1	6 - 4	2
4	Karol Svetlák  (34.07)	0 - 3 (34.04)	0 - 3 (35.44)	0 - 3 (33.09)		0 - 3	0 - 9	4

Group 28

#	Name	1	2	3	4	W - L	Legs	Rank
1	Andrej Domovec (53.62)		3 - 1 (55.11)	3 - 0 (53.68)	3 - 2 (52.44)	3 - 0	9 - 3	1
2	Igor Matejčík  (39.65)	1 - 3 (47.50)		3 - 2 (35.11)	1 - 3 (40.58)	1 - 2	5 - 8	3
3	Matej Stašák (34.50)	0 - 3 (41.78)	2 - 3 (33.41)		0 - 3 (30.25)	0 - 3	2 - 9	4
4	Matúš Hanuliak (47.84)	2 - 3 (47.05)	3 - 1 (44.98)	3 - 0 (53.68)		2 - 1	8 - 4	2


## Group 29

#	Name	1	2	3	4	W - L	Legs	Rank
1	Andrej Urbaník (44.93)		3 - 0 (47.97)	3 - 2 (45.81)	3 - 1 (42.00)	3 - 0	9 - 3	1
2	Miroslav Pavlík  (33.76)	0 - 3 (39.48)		0 - 3 (30.00)	3 - 1 (32.91)	1 - 2	3 - 7	3
3	Peter Havrila  (41.30)	2 - 3 (46.22)	3 - 0 (42.94)		3 - 2 (36.70)	2 - 1	8 - 5	2
4	Milan Hvůlka (35.99)	1 - 3 (37.83)	1 - 3 (34.28)	2 - 3 (36.15)		0 - 3	4 - 9	4

Group 30

#	Name	1	2	3	4	W - L	Legs	Rank
1	Damián Franc (55.04)		1 - 3 (51.10)	0 - 3 (61.61)		0 - 2	1 - 6	3
2	Dušan Písařík (45.71)	3 - 1 (47.84)		0 - 3 (42.54)		1 - 1	3 - 4	2
3	Michal Zemančík (58.94)	3 - 0 (63.51)	3 - 0 (54.99)			2 - 0	6 - 0	1
4								

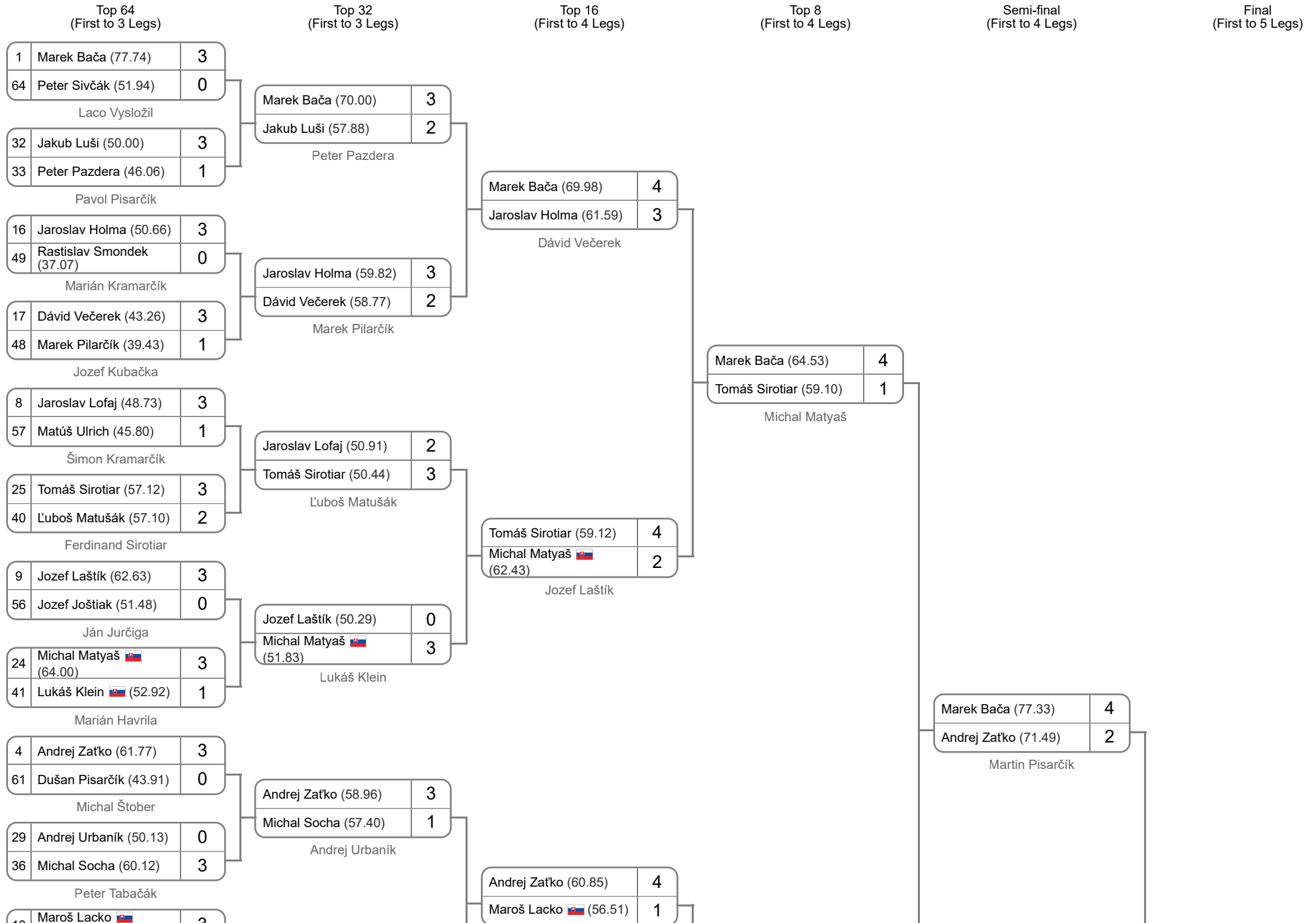
Group 31

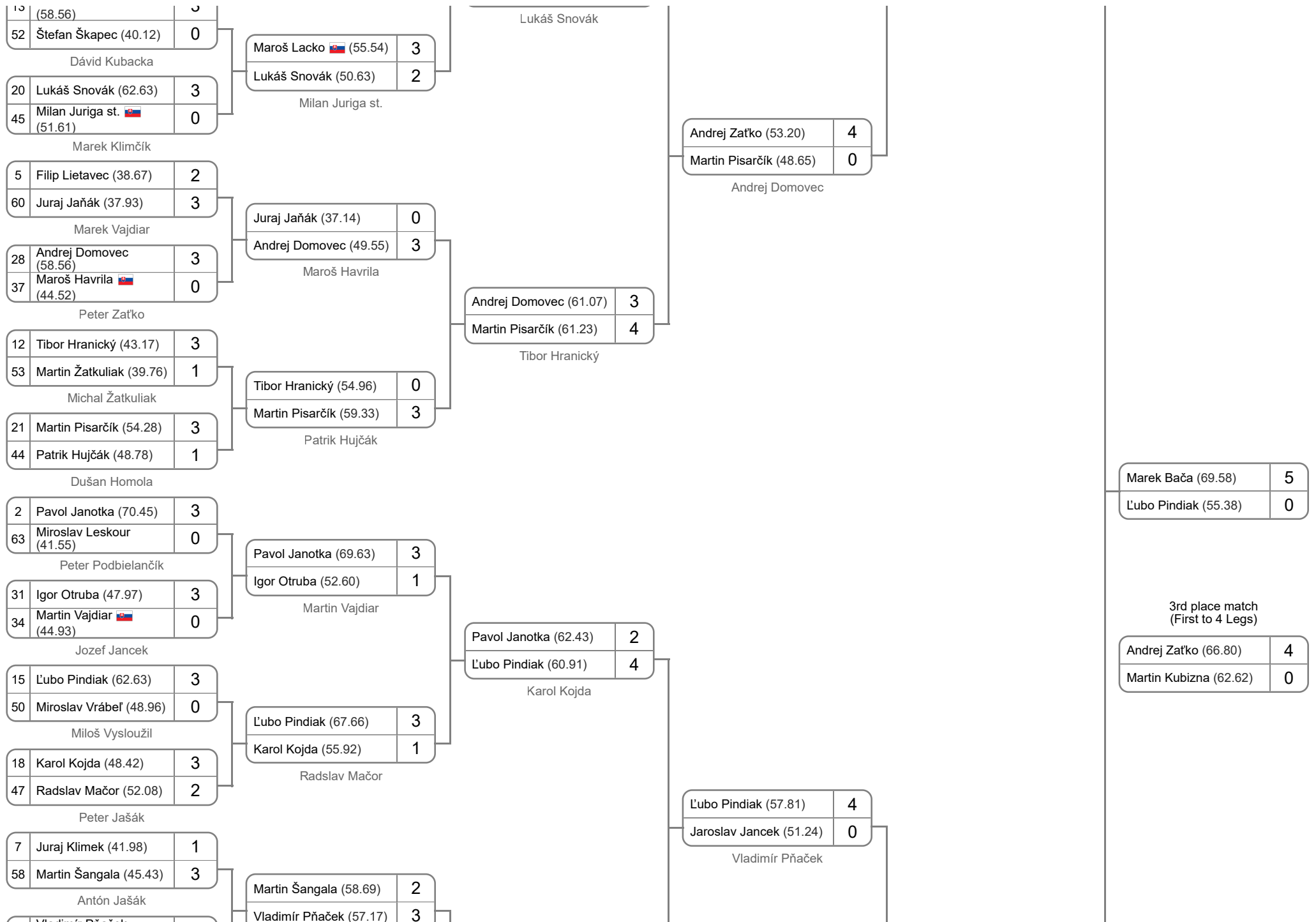
#	Name	1	2	3	4	W - L	Legs	Rank
1	Igor Otruba (43.86)		3 - 0 (43.78)	1 - 3 (43.92)		1 - 1	4 - 3	1
2	Jano Oparty  (40.33)	0 - 3 (42.94)		3 - 1 (38.67)		1 - 1	3 - 4	3
3	Peter Sivčák (40.98)	3 - 1 (45.45)	1 - 3 (37.09)			1 - 1	4 - 4	2
4								

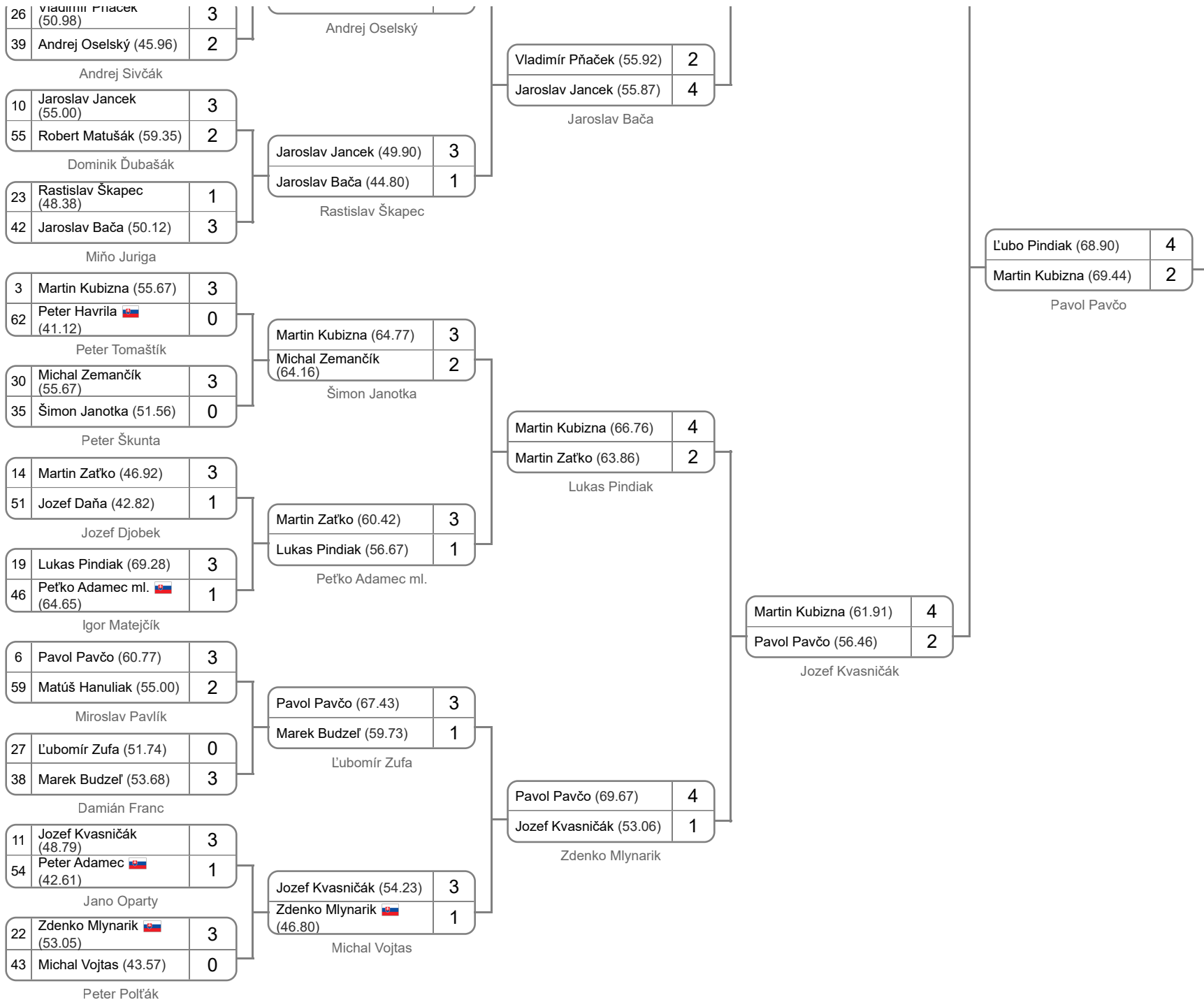
Group 32




#	Name	1	2	3	4	W - L	Legs	Rank
1	Jakub Luši (56.67)		3 - 1 (52.43)	3 - 1 (61.13)		2 - 0	6 - 2	1
2	Miroslav Leskour (42.69)	1 - 3 (46.99)		3 - 1 (39.54)		1 - 1	4 - 4	2
3	Peter Polták (45.72)	1 - 3 (50.02)	1 - 3 (42.67)			0 - 2	2 - 6	3
4								









**Knockout Stage**






















Name	Matches Played	Matches Won	Legs Played	Legs Diff	Legs Won	100+	140+	170+	180's	High Finish	100+ Finishes	Best Leg	Worst Leg	Win rate (Matches)	Win rate (Legs)	3 Darts Average	1 Dart Average	First 9 Average	Keep	Break	Second Legs	Break Legs	Total Score	Total Darts	Group	Round	Rank
1 Marek Bača	9	9	40	24	32	35	12	1	4	106	1	15	30	100.00%	80.00%	69.89	23.30	75.39	83.33%	75.00%	16	12	18172	780	1	F	1
2 Ľubo Pindiak	9	8	39	15	27	37	6	0	2	100	1	19	44	88.89%	69.23%	55.67	18.56	63.86	68.42%	70.00%	20	14	18502	997	15	F	2
3 Andrej Zaťko	9	8	35	23	29	34	9	0	2	109	1	15	37	88.89%	82.86%	63.23	21.08	70.47	89.47%	75.00%	16	12	16967	805	4	3rd	3
4 Martin Kubizna	8	6	37	7	22	41	13	0	0	112	1	18	31	75.00%	59.46%	62.92	20.97	69.99	78.95%	38.89%	18	7	17577	838	3	3rd	4
5 Pavol Pavčo	7	6	29	13	21	26	5	0	1	112	1	15	38	85.71%	72.41%	61.56	20.52	71.74	86.67%	57.14%	14	8	13953	680	6	4	5
6 Tomáš Sirotiar	7	6	35	5	20	34	5	0	0	91	0	16	38	85.71%	57.14%	53.95	17.98	64.35	78.95%	31.25%	16	5	16274	905	25	4	5
7 Martin Pisarčík	7	6	31	7	19	16	5	0	1	60	0	20	40	85.71%	61.29%	51.82	17.27	62.82	75.00%	46.67%	15	7	14907	863	21	4	5
8 Jaroslav Jancek	7	6	31	7	19	24	6	0	1	78	0	22	46	85.71%	61.29%	50.97	16.99	57.35	62.50%	60.00%	15	9	14781	870	10	4	5
9 Pavol Janotka	6	5	25	9	17	38	7	0	0	126	2	16	31	83.33%	68.00%	63.03	21.01	73.71	78.57%	54.55%	11	6	12395	590	2	3	9
10 Michal Matyaš 	6	5	24	10	17	17	5	0	1	95	0	16	32	83.33%	70.83%	59.90	19.97	66.74	83.33%	58.33%	12	7	11700	586	24	3	9
11 Jaroslav Holma	6	5	25	11	18	23	5	0	1	95	0	17	39	83.33%	72.00%	58.80	19.60	60.36	84.62%	58.33%	12	7	11779	601	16	3	9
12 Martin Zaťko	6	5	24	10	17	27	7	0	0	74	0	21	36	83.33%	70.83%	57.56	19.19	70.96	83.33%	58.33%	12	7	11608	605	14	3	9
13 Andrej Domovec	6	5	25	11	18	21	4	0	1	111	1	18	38	83.33%	72.00%	55.42	18.47	57.77	76.92%	66.67%	12	8	12136	657	28	3	9
14 Maroš Lacko 	6	5	24	8	16	16	1	0	0	137	1	21	36	83.33%	66.67%	54.94	18.31	61.81	78.57%	50.00%	10	5	11593	633	13	3	9
15 Vladimír Pňáček	6	5	25	9	17	17	2	0	0	113	2	20	46	83.33%	68.00%	53.29	17.76	58.81	84.62%	50.00%	12	6	12274	691	26	3	9
16 Jozef Kvasničák	6	5	25	7	16	14	4	0	1	40	0	25	46	83.33%	64.00%	46.59	15.53	61.37	66.67%	61.54%	13	8	11600	747	11	3	9
17 Michal Zemančík	4	3	14	8	11	19	4	0	0	87	0	21	31	75.00%	78.57%	59.89	19.96	70.17	85.71%	71.43%	7	5	6947	348	30	2	17
18 Michal Socha	4	2	14	2	8	3	5	0	3	40	0	23	30	50.00%	57.14%	57.81	19.27	63.24	75.00%	33.33%	6	2	6629	344	3	2	17
19 Lukas Pindiak	5	4	18	8	13	9	4	0	1	88	0	17	38	80.00%	72.22%	56.37	18.79	68.04	80.00%	62.50%	8	5	8606	458	19	2	17
20 Lukáš Snovák	5	3	19	7	13	11	4	0	1	90	0	20	42	60.00%	68.42%	55.59	18.53	65.12	80.00%	55.56%	9	5	9153	494	20	2	17
21 Martin Šangala	5	2	21	1	11	19	1	0	0	102	1	20	34	40.00%	52.38%	55.08	18.36	62.05	70.00%	36.36%	11	4	10208	556	25	2	17
22 Jakub Luši	4	3	17	5	11	15	2	0	0	107	2	20	30	75.00%	64.71%	55.07	18.36	55.80	66.67%	62.50%	8	5	7765	423	32	2	17
23 Marek Budzeľ	5	3	17	5	11	10	5	0	1	86	0	18	46	60.00%	64.71%	53.40	17.80	55.47	80.00%	42.86%	7	3	8028	451	5	2	17
24 Jozef Laštík	5	4	18	6	12	10	1	2	1	97	0	16	38	80.00%	66.67%	52.64	17.55	67.43	80.00%	50.00%	8	4	8843	504	9	2	17
25 Tibor Hranický	5	4	17	7	12	17	1	0	1	55	0	22	46	80.00%	70.59%	48.56	16.19	54.14	80.00%	57.14%	7	4	8368	517	12	2	17
26 Dávid Večerek	5	3	21	3	12	12	2	0	0	70	0	21	46	60.00%	57.14%	48.36	16.12	51.40	63.64%	50.00%	10	5	9639	598	17	2	17
27 Zdenko Mlynarik 	5	4	18	8	13	9	5	0	0	79	0	24	39	80.00%	72.22%	48.33	16.11	58.07	80.00%	62.50%	8	5	8586	533	22	2	17
28 Jaroslav Bača	5	3	18	4	11	14	2	0	0	62	0	20	46	60.00%	61.11%	48.01	16.00	54.69	62.50%	60.00%	10	6	8625	539	9	2	17
29 Karol Kojda	5	3	22	2	12	15	0	0	0	76	0	23	43	60.00%	54.55%	47.90	15.97	53.67	72.73%	36.36%	11	4	10346	648	18	2	17
30 Igor Otruba	4	2	14	2	8	5	1	0	0	28	0	27	38	50.00%	57.14%	46.61	15.54	51.86	62.50%	50.00%	6	3	6432	414	31	2	17
31 Jaroslav Lofaj	5	4	20	8	14	14	1	0	0	40	0	24	44	80.00%	70.00%	46.31	15.44	49.75	70.00%	70.00%	10	7	9772	633	8	2	17
32 Juraj Jaňák	5	3	18	0	9	2	0	1	0	32	0	31	46	60.00%	50.00%	37.15	12.38	41.94	66.67%	33.33%	9	3	7950	642	27	2	17
33 Ľuboš Matušák	4	2	17	3	10	14	3	0	0	74	0	19	34	50.00%	58.82%	59.23	19.74	62.18	88.89%	25.00%	8	2	8114	411	7	1	33

Name	Matches Played	Matches Won	Legs Played	Legs Diff	Legs Won	100+	140+	170+	180's	High Finish	100+ Finishes	Best Leg	Worst Leg	Win rate (Matches)	Win rate (Legs)	3 Darts Average	1 Dart Average	First 9 Average	Keep	Break	Second Legs	Break Legs	Total Score	Total Darts	Group	Round	Rank
34 Pet'ko Adamec ml. 	4	2	15	3	9	14	3	0	2	81	0	14	46	50.00%	60.00%	59.09	19.70	67.20	57.14%	62.50%	8	5	7229	367	13	1	33
35 Ľubomír Zúfa	4	3	12	6	9	14	3	0	0	154	1	18	32	75.00%	75.00%	55.37	18.46	64.25	83.33%	66.67%	6	4	5906	320	27	1	33
36 Juraj Klimek	4	3	16	4	10	8	0	0	1	68	0	19	40	75.00%	62.50%	52.44	17.48	56.69	85.71%	44.44%	9	4	7534	431	7	1	33
37 Robert Matušák	4	2	17	3	10	12	1	0	1	118	1	18	44	50.00%	58.82%	51.64	17.21	62.51	55.56%	62.50%	8	5	8331	484	24	1	33
38 Šimon Janotka	4	2	14	-2	6	9	2	0	1	64	0	21	38	50.00%	42.86%	50.30	16.77	59.90	57.14%	28.57%	7	2	6690	399	4	1	33
39 Radslav Mačor	4	2	18	0	9	6	4	0	1	160	1	18	45	50.00%	50.00%	50.17	16.72	57.81	75.00%	30.00%	10	3	8545	511	16	1	33
40 Matúš Hanuliak	4	2	17	3	10	18	0	0	0	120	1	24	36	50.00%	58.82%	49.68	16.56	56.92	60.00%	57.14%	7	4	7932	479	28	1	33
41 Miroslav Vrábel	4	2	16	-2	7	15	0	0	0	40	0	22	39	50.00%	43.75%	49.41	16.47	54.83	37.50%	50.00%	8	4	7296	443	17	1	33
42 Milan Juriga st. 	4	2	14	0	7	4	1	0	0	45	0	27	43	50.00%	50.00%	49.01	16.34	56.76	57.14%	42.86%	7	3	6469	396	14	1	33
43 Rastislav Škapec	4	3	15	5	10	12	1	0	0	70	0	21	36	75.00%	66.67%	48.14	16.05	57.07	87.50%	42.86%	7	3	7382	460	23	1	33
44 Filip Lietavec	4	3	15	7	11	8	0	0	1	106	1	21	46	75.00%	73.33%	47.58	15.86	59.60	87.50%	57.14%	7	4	7438	469	5	1	33
45 Peter Adamec 	4	2	15	3	9	8	2	0	0	60	0	20	42	50.00%	60.00%	47.56	15.85	59.36	75.00%	42.86%	7	3	6975	440	21	1	33
46 Patrik Hujčák	4	2	16	2	9	9	7	0	0	65	0	20	46	50.00%	56.25%	47.50	15.83	56.02	62.50%	50.00%	8	4	7679	485	11	1	33
47 Lukáš Klein 	4	2	16	2	9	12	3	0	0	102	1	18	46	50.00%	56.25%	46.77	15.59	59.33	66.67%	42.86%	7	3	7530	483	10	1	33
48 Jozef Daňa	4	2	14	0	7	5	2	0	0	63	0	21	46	50.00%	50.00%	46.25	15.42	55.00	42.86%	57.14%	7	4	6598	428	20	1	33
49 Andrej Urbaník	4	3	15	3	9	7	1	0	0	64	0	24	38	75.00%	60.00%	45.75	15.25	51.64	71.43%	50.00%	8	4	6969	457	29	1	33
50 Dušan Pisarčík	3	1	10	-4	3	5	0	0	0	40	0	25	32	33.33%	30.00%	45.24	15.08	51.37	25.00%	33.33%	6	2	3966	263	30	1	33
51 Jozef Joštiak	4	2	13	-1	6	5	2	0	0	52	0	22	46	50.00%	46.15%	44.50	14.83	46.69	40.00%	50.00%	8	4	5993	404	23	1	33
52 Peter Sivčák	3	1	11	-3	4	3	0	0	0	50	0	30	38	33.33%	36.36%	42.73	14.24	42.18	20.00%	50.00%	6	3	4814	338	31	1	33
53 Miroslav Leskour	3	1	11	-3	4	4	0	0	0	58	0	29	46	33.33%	36.36%	42.46	14.15	41.36	60.00%	16.67%	6	1	4232	299	32	1	33
54 Peter Pazdera	4	2	16	0	8	9	2	0	0	23	0	25	46	50.00%	50.00%	42.43	14.14	48.46	37.50%	62.50%	8	5	7284	515	2	1	33
55 Martin Vajdiar 	4	2	14	-2	6	6	1	0	0	57	0	30	44	50.00%	42.86%	42.24	14.08	48.52	71.43%	14.29%	7	1	6462	459	1	1	33
56 Martin Žatkuliak	4	2	17	-3	7	13	1	0	0	44	0	26	46	50.00%	41.18%	42.16	14.05	53.57	57.14%	30.00%	10	3	8263	588	22	1	33
57 Andrej Oselský	4	2	16	0	8	8	1	0	0	40	0	29	46	50.00%	50.00%	42.13	14.04	44.92	66.67%	40.00%	10	4	7429	529	8	1	33
58 Peter Havrila 	4	2	16	0	8	6	0	0	0	40	0	22	46	50.00%	50.00%	41.27	13.76	46.67	57.14%	44.44%	9	4	7167	521	29	1	33
59 Maroš Havrila 	4	2	14	-2	6	5	3	0	0	109	1	27	46	50.00%	42.86%	41.11	13.70	44.69	66.67%	25.00%	8	2	6016	439	6	1	33
60 Matúš Ulrich	4	2	17	-3	7	9	1	0	0	35	0	27	46	50.00%	41.18%	40.80	13.60	53.69	40.00%	42.86%	7	3	8146	599	26	1	33
61 Rastislav Smondek	4	2	15	-1	7	5	1	0	0	65	0	31	38	50.00%	46.67%	40.36	13.45	43.93	42.86%	50.00%	8	4	6686	497	18	1	33
62 Michal Vojtas	4	2	15	-3	6	8	0	0	0	24	0	28	46	50.00%	40.00%	39.58	13.19	47.58	25.00%	57.14%	7	4	6610	501	12	1	33
63 Marek Pilarčík	4	1	16	-4	6	7	0	0	0	40	0	30	46	25.00%	37.50%	37.48	12.49	43.42	42.86%	33.33%	9	3	6859	549	15	1	33
64 Štefan Škapec	4	2	16	-4	6	2	1	0	0	50	0	29	46	50.00%	37.50%	37.20	12.40	43.33	57.14%	22.22%	9	2	6869	554	19	1	33
65 Damián Franc	2	0	7	-5	1	3	1	0	1	20	0	28	28	0.00%	14.29%	55.04	18.35	53.38	0.00%	33.33%	3	1	3376	184	30		
66 Marián Kramarčík 	2	0	6	-6	0	2	2	0	0	60	0	20	26	0.00%	0.00%	54.65	18.22	57.11	-33.33%	33.33%	3	1	2532	139	3		

Name	Matches Played	Matches Won	Legs Played	Legs Diff	Legs Won	100+	140+	170+	180's	High Finish	100+ Finishes	Best Leg	Worst Leg	Win rate (Matches)	Win rate (Legs)	3 Darts Average	1 Dart Average	First 9 Average	Keep	Break	Second Legs	Break Legs	Total Score	Total Darts	Group	Round	Rank
67 Ján Jurčiga	3	1	11	-1	5	10	2	0	0	52	0	26	33	33.33%	45.45%	54.40	18.13	61.94	66.67%	20.00%	5	1	5241	289	7		
68 Peter Podbielančík	3	1	14	0	7	6	5	0	1	40	0	20	32	33.33%	50.00%	52.06	17.35	61.90	50.00%	50.00%	6	3	6750	389	17		
69 Dominik Pallo	3	1	13	-3	5	7	3	0	0	53	0	26	35	33.33%	38.46%	47.52	15.84	57.46	57.14%	16.67%	6	1	6400	404	15		
70 Miloš Vysloužil	3	2	12	2	7	7	0	0	0	60	0	22	37	66.67%	58.33%	47.48	15.83	54.89	50.00%	66.67%	6	4	5761	364	20		
71 Jozef Jancek	3	2	12	2	7	8	0	0	0	54	0	22	37	66.67%	58.33%	47.26	15.75	57.94	85.71%	20.00%	5	1	5844	371	18		
72 Marek Vajdiar 	3	1	10	-4	3	5	0	0	0	51	0	29	38	33.33%	30.00%	46.69	15.56	49.97	20.00%	40.00%	5	2	4513	290	13		
73 Andrej Sivčák	3	1	13	1	7	10	0	0	0	40	0	25	41	33.33%	53.85%	46.13	15.38	59.38	50.00%	57.14%	7	4	6428	418	22		
74 Marián Murín	3	1	11	-3	4	6	0	0	0	48	0	30	36	33.33%	36.36%	45.85	15.28	53.03	40.00%	33.33%	6	2	5013	328	25		
75 Peter Polťák	2	0	8	-4	2	6	0	0	0	20	0	23	29	0.00%	25.00%	45.72	15.24	47.25	50.00%	0.00%	4	0	3490	229	32		
76 Peter Tomašík	3	1	13	-1	6	3	1	0	2	56	0	20	43	33.33%	46.15%	45.10	15.03	48.13	50.00%	42.86%	7	3	6059	403	25		
77 Peter Tabačák	3	1	11	-1	5	8	1	0	0	20	0	28	42	33.33%	45.45%	45.03	15.01	49.88	66.67%	20.00%	5	1	4803	320	10		
78 Antón Jašák	3	1	9	-3	3	2	0	0	0	70	0	27	40	33.33%	33.33%	44.98	14.99	46.59	25.00%	40.00%	5	2	3658	244	21		
79 Michal Štober	3	1	11	-1	5	3	0	0	1	69	0	31	35	33.33%	45.45%	44.43	14.81	47.85	40.00%	50.00%	6	3	4858	328	9		
80 Ľubomír Žuffa ml.	3	1	13	-3	5	4	0	0	0	57	0	26	42	33.33%	38.46%	44.08	14.69	50.31	40.00%	37.50%	8	3	5922	403	17		
81 Dušan Homola	3	1	11	-3	4	7	0	0	0	50	0	30	41	33.33%	36.36%	43.67	14.56	54.48	60.00%	16.67%	6	1	4702	323	16		
82 Michal Žatkuliak	3	1	14	-2	6	2	2	0	0	71	0	25	35	33.33%	42.86%	43.22	14.41	56.10	37.50%	50.00%	6	3	6757	469	15		
83 Jozef Djobek	3	1	10	-2	4	4	0	0	0	56	0	30	43	33.33%	40.00%	43.06	14.35	39.07	60.00%	20.00%	5	1	4722	329	27		
84 Peter Hrdlička	3	1	11	-1	5	5	1	0	0	32	0	38	39	33.33%	45.45%	42.88	14.29	56.21	80.00%	16.67%	6	1	5189	363	6		
85 Juraj Maxa 	3	0	9	-9	0	0	0	0	0	0	0	0	0	0.00%	0.00%	42.71	14.24	44.81	0.00%	0.00%	5	0	3588	252	7		
86 Jozef Kubačka	3	1	12	-2	5	5	0	0	0	53	0	35	44	33.33%	41.67%	42.67	14.22	49.28	40.00%	42.86%	7	3	5348	376	4		
87 Rudo Babinský 	3	0	11	-7	2	3	0	0	0	12	0	37	43	0.00%	18.18%	42.56	14.19	42.15	33.33%	0.00%	5	0	5221	368	22		
88 Miňo Juriga 	3	1	9	-3	3	5	0	0	1	95	0	28	45	33.33%	33.33%	42.49	14.16	44.15	50.00%	20.00%	5	1	3994	282	24		
89 Pavol Hirner	3	0	10	-8	1	3	1	0	0	40	0	32	32	0.00%	10.00%	41.81	13.94	44.23	0.00%	16.67%	6	1	4251	305	4		
90 Marek Briš	3	0	9	-9	0	3	0	0	0	0	0	0	0	0.00%	0.00%	41.47	13.82	48.67	0.00%	0.00%	4	0	3981	288	9		
91 Roman Leskour	3	0	12	-6	3	4	0	0	0	76	0	30	38	0.00%	25.00%	41.14	13.71	40.33	0.00%	60.00%	5	3	5225	381	14		
92 Jozef Matkulčík 	3	0	12	-6	3	6	0	0	1	69	0	33	46	0.00%	25.00%	41.09	13.70	52.17	33.33%	16.67%	6	1	5451	398	16		
93 Marek Chromek	3	0	9	-9	0	3	1	0	0	0	0	0	0	0.00%	0.00%	40.96	13.65	37.63	0.00%	0.00%	5	0	3645	267	20		
94 Pavol Písarčík	3	1	12	0	6	4	0	0	0	92	0	30	46	33.33%	50.00%	40.91	13.64	45.53	50.00%	50.00%	6	3	5032	369	2		
95 Mário Kumor	3	0	10	-8	1	2	1	0	0	67	0	27	27	0.00%	10.00%	40.87	13.62	38.60	0.00%	20.00%	5	1	3964	291	13		
96 Peter Škunta	3	1	11	-1	5	5	0	0	0	52	0	29	46	33.33%	45.45%	40.76	13.59	52.61	60.00%	33.33%	6	2	5000	368	26		
97 Dominik Ďubašák	3	1	11	-5	3	4	1	0	0	32	0	31	43	33.33%	27.27%	40.62	13.54	44.15	20.00%	33.33%	6	2	5105	377	23		
98 Peter Ganobjak	3	0	11	-7	2	2	1	0	0	28	0	28	45	0.00%	18.18%	40.58	13.53	44.00	20.00%	16.67%	6	1	4924	364	21		
99 Jano Oparty 	2	1	7	-1	3	2	1	0	0	32	0	33	44	50.00%	42.86%	40.33	13.44	52.76	33.33%	50.00%	4	2	3415	254	31		

Name	Matches Played	Matches Won	Legs Played	Legs Diff	Legs Won	100+	140+	170+	180's	High Finish	100+ Finishes	Best Leg	Worst Leg	Win rate (Matches)	Win rate (Legs)	3 Darts Average	1 Dart Average	First 9 Average	Keep	Break	Second Legs	Break Legs	Total Score	Total Darts	Group	Round	Rank
100 Igor Matejčík 	3	1	13	-3	5	6	2	0	0	61	0	32	46	33.33%	38.46%	39.65	13.22	51.46	42.86%	33.33%	6	2	5947	450	28		
101 Peter Pilarčík 	3	0	14	-4	5	6	0	0	0	20	0	27	46	0.00%	35.71%	39.28	13.09	50.79	37.50%	33.33%	6	2	6429	491	23		
102 Juraj Matuga 	3	0	11	-7	2	2	1	0	0	40	0	29	42	0.00%	18.18%	39.25	13.08	48.33	20.00%	16.67%	6	1	4854	371	18		
103 Peter Zaťko	3	1	11	-5	3	1	0	0	0	35	0	32	46	33.33%	27.27%	38.93	12.98	46.64	0.00%	42.86%	7	3	4788	369	14		
104 Laco Vysložil	3	1	12	-2	5	1	0	0	0	32	0	37	46	33.33%	41.67%	38.81	12.94	41.00	60.00%	28.57%	7	2	5356	414	1		
105 Michal Stašák	3	0	10	-8	1	0	0	0	0	63	0	32	32	0.00%	10.00%	38.72	12.91	43.43	20.00%	0.00%	5	0	3782	293	24		
106 Šimon Kramarčík 	3	1	10	-4	3	1	0	0	0	18	0	45	46	33.33%	30.00%	38.11	12.70	35.17	40.00%	20.00%	5	1	4306	339	5		
107 Ján Stehlik	3	0	9	-9	0	1	0	0	0	0	0	0	0	0.00%	0.00%	38.00	12.67	48.41	0.00%	0.00%	6	0	3990	315	10		
108 Peter Jašák	3	1	12	-2	5	4	0	0	0	32	0	29	46	33.33%	41.67%	37.94	12.65	42.53	50.00%	33.33%	6	2	5450	431	19		
109 Marek Klimčík	3	1	13	-1	6	3	1	0	0	32	0	28	46	33.33%	46.15%	37.86	12.62	44.18	33.33%	57.14%	7	4	5944	471	12		
110 Ľubomír Mišinec	3	0	11	-7	2	2	0	0	0	30	0	42	46	0.00%	18.18%	37.76	12.59	39.79	16.67%	20.00%	5	1	5060	402	11		
111 Lukáš Majkút	3	0	14	-4	5	6	1	0	0	30	0	32	46	0.00%	35.71%	37.57	12.52	43.62	50.00%	16.67%	6	1	6613	528	8		
112 Ján Tvarožek	3	0	13	-5	4	2	0	0	0	44	0	29	46	0.00%	30.77%	37.36	12.45	39.95	16.67%	42.86%	7	3	5753	462	19		
113 Marián Havrila 	3	1	12	-4	4	3	0	0	0	28	0	36	46	33.33%	33.33%	36.84	12.28	39.36	33.33%	33.33%	6	2	5637	459	8		
114 Marek Ľubek	3	0	11	-7	2	1	1	0	0	53	0	45	46	0.00%	18.18%	36.60	12.20	38.97	20.00%	16.67%	6	1	4831	396	26		
115 Milan Hvoľka	3	0	13	-5	4	4	0	0	0	46	0	36	46	0.00%	30.77%	35.99	12.00	41.56	14.29%	50.00%	6	3	6154	513	29		
116 Ferdinand Sirotiar	3	0	9	-9	0	1	0	0	0	4	0	42	42	0.00%	0.00%	35.81	11.94	37.63	0.00%	0.00%	4	0	3581	300	6		
117 David Rufák 	3	0	10	-8	1	1	0	0	0	0	0	46	46	0.00%	10.00%	35.64	11.88	40.67	0.00%	25.00%	4	1	3208	270	1		
118 Martin Kumor	3	0	11	-7	2	2	0	0	1	8	0	35	46	0.00%	18.18%	34.89	11.63	46.09	0.00%	33.33%	6	2	5013	431	12		
119 Matej Stašák	3	0	11	-7	2	0	0	0	0	4	0	45	46	0.00%	18.18%	34.50	11.50	36.55	25.00%	14.29%	7	1	4347	378	28		
120 Karol Svetlák 	3	0	9	-9	0	1	0	0	0	0	0	0	0	0.00%	0.00%	34.07	11.36	34.85	0.00%	0.00%	6	0	3543	312	27		
121 Dávid Kubacka	3	1	11	-3	4	2	1	0	0	40	0	30	46	33.33%	36.36%	34.04	11.35	42.58	60.00%	16.67%	6	1	4414	389	11		
122 Jozef Stašák	3	0	10	-8	1	4	0	0	0	52	0	41	41	0.00%	10.00%	33.88	11.29	41.67	0.00%	16.67%	6	1	3919	347	2		
123 Miroslav Pavlík 	3	1	10	-4	3	0	0	0	0	25	0	41	46	33.33%	30.00%	33.76	11.25	29.63	40.00%	20.00%	5	1	4175	371	29		
124 Patrik Adamica 	3	0	10	-8	1	1	0	0	0	0	0	46	46	0.00%	10.00%	33.50	11.17	34.97	25.00%	0.00%	6	0	3852	345	5		

Winners

Round 1 (First to 2 Legs)		Round 2 (First to 2 Legs)		Round 3 (First to 2 Legs)		Round 4 (First to 2 Legs)		Semi-final (First to 3 Legs)		Final (First to 3 Legs)		Grand Final (First to 3 Legs)		Grand Final Reset (First to 3 Legs)	
1	Jaroslav Jancek Jozef Jancek			33	Jaroslav Jancek Jozef Jancek (52.69)	0		49	Peter Adamec ml. Kubizna Martin (61.86)	2					
2	Dominika Ťubašák Janák (44.29)	0		33	Peter Adamec ml. Kubizna Martin (75.15)	2		49	Jozef Kvasničák Pňavec Vladimír (66.22)	1					
3	Peter Adamec ml. Kubizna Martin (57.81)	2		34	Jozef Kvasničák Pňavec Vladimír (45.42)	2		57	Peter Adamec ml. Kubizna Martin (62.63)	2					
4	Jakub Luší Laštík Jozef (49.02)	1		34	Peter Tomášik Martin Žatkuliak (41.97)	1		57	Peter Adamec st. teta Bára (50.33)	0					
5	Peter Tomášik Martin Žatkuliak (50.28)	2		35	Tomáš Siroťar Marek Chromek (40.69)	2		50	Tomáš Siroťar Marek Chromek (32.70)	0					
6	Dušan Písařík Písařík Pavol (37.79)	2		35	Dušan Písařík Písařík Pavol (37.56)	1		50	Peter Adamec st. teta Bára (34.09)	2					
7	Kristián Adamec Žofajová Alexandra			36	Kristián Adamec Žofajová Alexandra (42.35)	0		61	Peter Adamec ml. Kubizna Martin (66.11)	3					
8	Peter Podbielančík Tabačák Peter (36.25)	0		36	Peter Adamec st. teta Bára (43.57)	2		61	Martin Šangala Pavčo Pavol (65.68)	2					
9	Peter Adamec st. teta Bára (42.17)	2		37	Jozef Stašák Hvolka Miňo (36.59)	1		51	Minárnik Zdeno Mačor Radoslav (41.50)	0					
9	Jozef Stašák Hvolka Miňo			37	Minárnik Zdeno Mačor Radoslav (36.16)	2		51	Jaroslav Bača Bača Marek (47.71)	2					
10	Minárnik Zdeno Mačor Radoslav (44.21)	2		38	Milan Vajdar Eugen Vajdar (44.79)	0		58	Jaroslav Bača Bača Marek (49.54)	1					
10	Marek Písařík Písařík Peter (37.23)	0		38	Jaroslav Bača Bača Marek (51.63)	2		58	Martin Šangala Pavčo Pavol (54.62)	2					
11	Milan Vajdar Eugen Vajdar			39	Martin Šangala Pavčo Pavol (54.26)	2		52	Martin Šangala Pavčo Pavol (39.54)	2					
12	Jaroslav Bača Bača Marek (69.91)	2		39	Marek Briš Majkut Lukáš (47.26)	1		52	Juraj Klímek Palo Dominik (37.96)	0					
12	Peter Hrdlička Škapec Štefan (37.71)	0		40	Juraj Klímek Palo Dominik (43.57)	2		59	Dávid Večerek Urbánik Andrej (34.19)	0					
13	Martin Šangala Pavčo Pavol			40	Peter Jašák Anton Jašák (42.65)	0		59	Lukas Pindiak Dávid Kubacka (46.97)	2					
14	Marek Briš Majkut Lukáš (39.37)	2		41	Patrik Hujčák Kojda Karol (38.27)	2		63	Peter Adamec ml. Kubizna Martin (66.20)	3					
14	Marek Budzrel Písařík Martin (40.45)	1		41	Žatkuliaková Dominika Kubiznová Dorotka (36.04)	0		63	Damián Franc Domovec Andrej (56.54)	0					
15	Juraj Klímek Palo Dominik			53	Patrik Hujčák Kojda Karol (35.50)	0									
16	Ján Oparty Hanuliak Matúš (37.19)	1		53	Dávid Večerek Urbánik Andrej (34.40)	2									
16	Peter Jašák Anton Jašák (35.12)	2		42	Ganoviak Peter Ganoviaková Františka (33.93)	0									
17	Patrik Hujčák Kojda Karol			42	Dávid Večerek Urbánik Andrej (35.79)	2									
18	Milan Juriga Milan Juriga ml. (32.53)	0		59	Dávid Večerek Urbánik Andrej (34.19)	0									
18	Žatkuliaková Dominika Kubiznová Dorotka (32.63)	2		59	Lukas Pindiak Dávid Kubacka (43.78)	1									
19	Ganoviak Peter Ganoviaková Františka			43	Igor Otruba Luboš Pindiak (57.70)	2									
20	Emília Jančíková Kvasničáková Ivetka (38.50)	1		43	Andrej Zátko Zátko Martin (60.79)	1									
20	Dávid Večerek Urbánik Andrej (40.94)	2		54	Igor Otruba Luboš Pindiak (54.22)	0									
21	Igor Otruba Luboš Pindiak			54	Lukas Pindiak Dávid Kubacka (53.68)	2									
22	Jaroslav Lofaj Leskour Roman (43.62)	0		44	Lukas Pindiak Dávid Kubacka (43.99)	2									
22	Andrej Zátko Zátko Martin (73.32)	2		44	Tibor Hranický Škapec Rasto (41.04)	0									
23	Lukas Pindiak Dávid Kubacka			62	Lukas Pindiak Dávid Kubacka (43.78)	1									
24	Marián Murin Vrabel Miroslav (36.32)	0		62	Damián Franc Domovec Andrej (50.47)	3									
24	Tibor Hranický Škapec Rasto (39.55)	2													
25	Martina Hrdličková Klein Lukáš														

25		45	Martina Hrdličková Klein Lukáš (41.61)	0	
26	Jozef Joštiak Smondek Rasto (40.24)	0	45	Damián Franc Domovec Andrej (41.75)	2
26	Damián Franc Domovec Andrej (46.25)	2			
27	Lubo Zuffa st. Holma Jaroslav				
27			46	Lubo Zuffa st. Holma Jaroslav (47.52)	2
28	Michal Stašák Stašák Martin (30.22)	0	46	Michal Matyáš Michal Socha (38.18)	1
28	Michal Matyáš Michal Socha (37.50)	2			
29	Marek TUBEK Mária Frčová				
29			47	Marek TUBEK Mária Frčová (45.00)	0
30	Jurčiga Ján Lukáš Snovák (55.67)	2	47	Jurčiga Ján Lukáš Snovák (52.74)	2
30	Jozef Kubacka Písařík J. (42.76)	0			
31	Peter Sivčák Škunta Peter				
31			48	Peter Sivčák Škunta Peter (53.78)	1
32	Šimon Janotka Janotka Pavol (56.72)	2	48	Šimon Janotka Janotka Pavol (59.89)	2
32	Dušan Homola Zuffa Lubko ml. (45.41)	0			

55	Damián Franc Domovec Andrej (47.79)	2
56	Lubo Zuffa st. Holma Jaroslav (49.02)	1
56	Jurčiga Ján Lukáš Snovák (52.87)	0
56	Šimon Janotka Janotka Pavol (62.63)	2

60	Damián Franc Domovec Andrej (61.79)	2
60	Šimon Janotka Janotka Pavol (58.13)	1

Losers

Round 1 (First to 2 Legs)	Round 2 (First to 2 Legs)	Round 3 (First to 2 Legs)	Round 4 (First to 2 Legs)	Round 5 (First to 2 Legs)	Round 6 (First to 2 Legs)	Round 7 (First to 2 Legs)	Round 8 (First to 3 Legs)	Semi-final (First to 3 Legs)	Final (First to 3 Legs)
1	48 Peter Sivčák Škunta Peter (44.86)	0							
2	Dominika Ďubašák Janák	2							
3	47 Marek TUBEK Mária Frčová (37.00)	0							
4	Vysloužil Miloš Vysloužil Laco (48.56)	0							
4	Jakub Luší Laštík Jozef (61.35)	2							
5	46 Michal Matyáš Michal Socha (49.28)	2							
6	Janka Kučková Slávka Písaříková	0							
7	45 Martina Hrdličková Klein Lukáš (38.90)	2							
8	Peter Podbielančík Tabačák Peter (37.80)	1							
9	44 Tibor Hranický Škapec Rasto (53.68)	2							
10	Marek Pílařík Pílařík Peter (35.44)	0							
11	43 Andrej ZATKO ZATKO Martin (57.81)	2							
12	Peter Hrdlička Škapec Štefan (36.23)	0							
13	42 Ganoviak Peter Ganoviaková Františka (42.83)	0							
14	Marek Budzeň Písařík Martin (54.65)	2							
15	41 Zatlukaličková Dominika Kubzňová Dorotka (38.60)	1							
16	Ján Opatý Hanuliak Matuš (46.84)	2							
17	40 Peter Jašák Anton Jašák (44.87)	2							
18	Milan Juriga Milan Juriga ml. (41.30)	0							
19	39 Marek Briš Majkut Lukáš (37.45)	0							
20	Emília Janotková Kvasničáková Ivetka (44.87)	2							
21	38 Milan Vajdar Eugen Vajdiar (35.00)	0							
22	Jaroslav Lofaj Leskour Roman (52.74)	2							
23	37 Jozef Stašák Hvolka Miloš (32.98)	1							
24	Marián Murin Vrábel Miroslav (35.52)	2							
25	36 Kristián Adamec Zofajová Alexandra (44.21)	2							
26	Jozef Joštiak Smondek Rasto (36.61)	0							
27	35 Dušan Písařík Písařík Pavol (41.18)	2							
28	Michal Stašák Stašák Martin (38.88)	0							
29	34 Peter Tomašík Martin Zatlukalič (41.50)	2							
30	Jozef Kubacka Písařík J. (36.39)	1							
31	33 Jaroslav Jancek Jozef Jancek (51.26)	1							
32	Dušan Homola Zuffa Lubko ml. (54.62)	2							

Name	Matches Played	Matches Won	Legs Played	Legs Diff	Legs Won	100+	140+	170+	180's	High Finish	100+ Finishes	Best Leg	Worst Leg	Win rate (Matches)	Win rate (Legs)	3 Darts Average	1 Dart Average	First 9 Average	Keep	Break	Second Legs	Break Legs	Total Score	Total Darts	Rank
1 Peter Adamec ml. Kubizna Martin	7	7	21	13	17	27	7	0	0	93	0	16	31	100.00%	80.95%	64.21	21.40	75.29	66.67%	100.00%	9	9	10273	480	1
2 Damián Franc Domovec Andrej	8	6	26	4	15	11	3	0	1	91	0	21	36	75.00%	57.69%	50.50	16.83	51.17	50.00%	64.29%	14	9	12120	720	2
3 Martin Šangala Pavčo Pavol	7	5	26	6	16	29	4	0	0	93	0	16	43	71.43%	61.54%	55.84	18.61	61.55	61.54%	61.54%	13	8	12564	675	3
4 Jaroslav Bača Bača Marek	8	6	22	8	15	17	0	0	1	116	1	16	46	75.00%	68.18%	51.91	17.30	55.41	81.82%	54.55%	11	6	10261	593	4
5 Jozef Kvasničák Pňaček Vladimír	8	6	22	6	14	22	6	0	0	69	0	21	35	75.00%	63.64%	54.01	18.00	63.97	72.73%	54.55%	11	6	10495	583	5
6 Lukas Pindiak Dávid Kubacka	5	3	14	2	8	7	2	0	0	48	0	23	46	60.00%	57.14%	46.37	15.46	54.86	57.14%	57.14%	7	4	6553	424	5
7 Juraj Klimek Pallo Dominik	6	4	14	4	9	6	4	0	0	86	0	21	42	66.67%	64.29%	46.04	15.35	56.86	83.33%	50.00%	8	4	6522	425	7
8 Peter Adamec st. teta Bára	6	4	13	3	8	6	1	0	0	89	0	22	46	66.67%	61.54%	43.29	14.43	56.64	57.14%	66.67%	6	4	6162	427	7
9 Šimon Janotka Janotka Pavol	5	3	13	3	8	9	3	0	0	82	0	24	35	60.00%	61.54%	56.34	18.78	63.23	66.67%	57.14%	7	4	6291	335	9
10 Igor Otruba L'uboš Pindiak	5	3	12	2	7	14	0	0	0	40	0	23	37	60.00%	58.33%	54.46	18.15	59.69	80.00%	42.86%	7	3	5573	307	9
11 L'ubo Žuffa st. Holma Jaroslav	5	3	14	2	8	14	0	0	0	120	1	15	34	60.00%	57.14%	54.29	18.10	62.02	62.50%	50.00%	6	3	6840	378	9
12 Dávid Večerek Urbánik Andrej	5	3	11	1	6	5	0	0	0	35	0	34	46	60.00%	54.55%	36.99	12.33	39.94	60.00%	50.00%	6	3	4723	383	9
13 Andrej Zaťko Zaťko Martin	6	4	14	4	9	15	4	0	1	54	0	17	35	66.67%	64.29%	61.67	20.56	67.88	75.00%	50.00%	6	3	6887	335	13
14 Dušan Homola Žuffa L'ubko ml.	5	3	11	1	6	10	1	0	0	75	0	20	33	60.00%	54.55%	52.80	17.60	53.61	66.67%	40.00%	5	2	5051	287	13
15 Jurčiga Ján Lukaš Snovák	5	3	11	1	6	10	0	0	0	134	1	21	33	60.00%	54.55%	52.31	17.44	56.88	66.67%	40.00%	5	2	4952	284	13
16 Michal Matýáš Michal Socha	6	4	14	4	9	4	2	0	1	66	0	20	46	66.67%	64.29%	45.40	15.13	49.90	66.67%	62.50%	8	5	6477	428	13
17 Jakub Luši Laštík Jozef	5	3	12	4	8	8	2	0	0	140	1	18	39	60.00%	66.67%	49.99	16.66	55.47	71.43%	60.00%	5	3	5849	351	17
18 Jaroslav Lofaj Leskour Roman	4	2	9	1	5	6	0	0	0	60	0	27	39	50.00%	55.56%	46.18	15.39	46.78	50.00%	60.00%	5	3	3756	244	17
19 Ján Oparty Hanuliak Matúš	4	2	11	-1	5	8	1	0	0	86	0	24	41	50.00%	45.45%	43.85	14.62	43.82	57.14%	25.00%	4	1	5423	371	17
20 Mlinárik Zdeno Mačor Radoslav	4	2	10	0	5	4	0	0	1	55	0	26	42	50.00%	50.00%	41.70	13.90	45.20	50.00%	50.00%	4	2	4573	329	17
21 Peter Jašák Anton Jašák	5	3	12	2	7	7	1	0	0	60	0	23	45	60.00%	58.33%	41.50	13.83	43.83	50.00%	62.50%	8	5	5741	415	17
22 Dušan Písařík Písařík Pavol	5	3	13	1	7	1	0	0	0	58	0	30	44	60.00%	53.85%	39.15	13.05	46.28	40.00%	62.50%	8	5	6290	482	17
23 Tomáš Siroliar Marek Chromek	3	1	8	-2	3	4	0	0	0	74	0	30	46	33.33%	37.50%	38.82	12.94	45.25	75.00%	0.00%	4	0	3688	285	17
24 Patrik Hujčák Kojda Karol	3	1	6	-2	2	3	1	0	0	19	0	33	46	33.33%	33.33%	38.27	12.76	46.28	33.33%	33.33%	3	1	2679	210	17
25 Tibor Hranický Škapec Rastó	4	2	8	0	4	6	2	0	0	42	0	20	46	50.00%	50.00%	46.51	15.50	55.75	50.00%	50.00%	4	2	3674	237	25

Name	Matches Played	Matches Won	Legs Played	Legs Diff	Legs Won	100+	140+	170+	180's	High Finish	100+ Finishes	Best Leg	Worst Leg	Win rate (Matches)	Win rate (Legs)	3 Darts Average	1 Dart Average	First 9 Average	Keep	Break	Second Legs	Break Legs	Total Score	Total Darts	Rank
26 Marek Budzeľ Písařík Martin	3	1	8	0	4	3	0	0	0	60	0	26	38	33.33%	50.00%	46.06	15.35	54.29	66.67%	40.00%	5	2	3900	254	25
27 Peter Tomašík Martin Žatkuliak	4	2	11	-1	5	4	1	0	0	60	0	26	41	50.00%	45.45%	43.82	14.61	44.67	50.00%	40.00%	5	2	5171	354	25
28 Dominika Ďubašák Janák	3	1	6	-2	2	3	0	0	0	72	0	33	36	33.33%	33.33%	43.27	14.42	46.94	33.33%	33.33%	3	1	2683	186	25
29 Martina Hrdličková Klein Lukáš	3	1	7	-3	2	5	0	0	0	20	0	34	46	33.33%	28.57%	41.50	13.83	40.52	50.00%	0.00%	3	0	3209	232	25
30 Kristián Adamec Žofajová Alexandra	3	1	7	-1	3	4	0	0	0	38	0	31	37	33.33%	42.86%	40.60	13.53	40.76	25.00%	66.67%	3	2	3397	251	25
31 Emília Janotková Kvasničáková Ivetka	3	1	7	-1	3	1	0	0	0	44	0	31	35	33.33%	42.86%	38.71	12.90	38.24	50.00%	33.33%	3	1	3123	242	25
32 Marián Murin Vrábek Miroslav	3	1	7	-3	2	4	1	0	0	40	0	39	46	33.33%	28.57%	36.32	12.11	48.29	25.00%	33.33%	3	1	3305	273	25
33 Jaroslav Janček Jozef Janček	2	0	5	-3	1	3	0	0	0	59	0	32	32	0.00%	20.00%	51.73	17.24	55.87	50.00%	0.00%	3	0	2052	119	33
34 Peter Sivčák Škunta Peter	2	0	5	-3	1	3	0	0	0	30	0	22	22	0.00%	20.00%	49.80	16.60	46.53	50.00%	0.00%	3	0	2457	148	33
35 Marek Briš Majkut Lukáš	3	1	8	-2	3	4	0	0	0	60	0	27	42	33.33%	37.50%	41.41	13.80	47.13	40.00%	33.33%	3	1	3630	263	33
36 Marek Ľubek Mária Frčová	2	0	4	-4	0	0	0	0	0	0	0	0	0	0.00%	0.00%	41.00	13.67	39.42	0.00%	0.00%	2	0	1558	114	33
37 Milan Vajdar Eugen Vajdiar	2	0	4	-4	0	1	0	0	0	0	0	0	0	0.00%	0.00%	40.03	13.34	41.83	0.00%	0.00%	2	0	1481	111	33
38 Janka Kučková Slávka Písaříková	2	0	5	-3	1	0	0	0	0	0	0	46	46	0.00%	20.00%	39.40	13.13	37.53	0.00%	50.00%	2	1	2364	180	33
39 Jozef Kubacka Písařík J.	2	0	5	-3	1	1	0	0	0	0	0	46	46	0.00%	20.00%	38.43	12.81	40.40	0.00%	33.33%	3	1	2037	159	33
40 Jozef Joštiak Smondek Rastó	2	0	4	-4	0	0	0	0	0	0	0	0	0	0.00%	0.00%	38.34	12.78	45.67	0.00%	0.00%	2	0	1687	132	33
41 Peter Hrdlička Škapec Štefan	2	0	4	-4	0	1	0	0	0	0	0	0	0	0.00%	0.00%	38.03	12.68	44.17	0.00%	0.00%	2	0	1179	93	33
42 Ganoviak Peter Ganoviaková Františka	2	0	4	-4	0	0	0	0	0	0	0	0	0	0.00%	0.00%	37.41	12.47	35.17	0.00%	0.00%	2	0	1721	138	33
43 Peter Podbielančík Tabačák Peter	2	0	5	-3	1	1	0	0	0	4	0	37	37	0.00%	20.00%	37.20	12.40	37.07	50.00%	0.00%	3	0	2319	187	33
44 Marek Pílařík Pílařík Peter	2	0	4	-4	0	1	0	0	0	0	0	0	0	0.00%	0.00%	36.43	12.14	37.92	0.00%	0.00%	2	0	1457	120	33
45 Milan Juriga Milan Juriga ml.	2	0	4	-4	0	4	0	0	0	0	0	0	0	0.00%	0.00%	36.34	12.11	42.83	0.00%	0.00%	1	0	1926	159	33
46 Žatkuliaková Dominika Kubiznová Dorotka	3	1	7	-1	3	0	0	0	0	24	0	37	46	33.33%	42.86%	35.76	11.92	36.14	66.67%	25.00%	4	1	3087	259	33
47 Jozef Stašák Hvolka Mišo	2	0	6	-2	2	0	0	0	0	16	0	41	44	0.00%	33.33%	34.74	11.58	42.28	50.00%	25.00%	4	1	2756	238	33
48 Michal Stašák Stašák Martin	2	0	4	-4	0	0	0	0	0	0	0	0	0	0.00%	0.00%	34.29	11.43	37.50	0.00%	0.00%	2	0	1749	153	33
49 Vysloužil Miloš Vysloužil Laco	2	0	4	-4	0	1	0	0	0	0	0	0	0	0.00%	0.00%	49.26	16.42	56.25	0.00%	0.00%	2	0	1675	102	49